


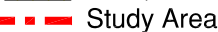


Date of Construction - Appendix C-2

Legend

Phase of Development

-  Initial (1920-1930)
-  Secondary (1941-1955)
-  Infill (1980's)
-  Study Area

