





Date of Construction - Appendix C-1

Legend

- Phase of Development
-  Initial (1920-1930)
 -  Secondary (1941-1955)
 -  Infill (1980's)
 -  Study Area

