

ADOPTED by Council at its meeting held February 21, 2012 [M100-2012]

/AA

Windsor, Ontario February 21, 2012

REPORT NO. 50 of the
ENVIRONMENT & TRANSPORTATION STANDING COMMITTEE
of its meeting held January 25, 2012

Present:
Councillor Hatfield, Chair
Councillor Payne
Councillor Sleiman
Councillor Halberstadt
Councillor Valentinis

That the following recommendations of the Environment and Transportation Standing Committee **BE APPROVED:**


Moved by Councillor Halberstadt, seconded by Councillor Sleiman,
That the report authored by the Environment and Sustainability Coordinator dated January 6, 2012 entitled "Environmental Master Plan Progress" **BE RECEIVED** for information.


Carried.

Councillor Valentinis was absent when the vote was taken

LIVELINK #15689 SW/8523

Clerk's Note: The administrative report authored by the Environment and Sustainability Coordinator dated January 6, 2012 entitled "Environmental Master Plan Progress" is attached as background information.


CHAIRPERSON


DEPUTY CLERK

NOTIFICATION:				
Name	Address	Email Address	Telephone	FAX



THE CORPORATION OF THE CITY OF WINDSOR
Environment & Transportation Standing Committee - Administrative Report

**MISSION STATEMENT:**

"The City of Windsor, with the involvement of its citizens, will deliver effective and responsive municipal services, and will mobilize innovative community partnerships"

LiveLink REPORT #: 15689 SW/8523	Report Date: January 6, 2012 (#3232-01/10/12:ebr)
Author's Name: Karina Richters and Averil Parent	Date to Council: January 25, 2012
Author's Phone: 519 253 7111 ext. 226	Classification #:
Author's E-mail: krichters@city.windsor.on.ca	

To: Mayor and Members of City Council

Subject: ENVIRONMENTAL MASTER PLAN PROGRESS

1. RECOMMENDATION: City Wide: Ward(s): _____

To City Council for information.

EXECUTIVE SUMMARY:

N/A

2. BACKGROUND:

The Environmental Master Plan (EMP) was adopted by City Council on July 24, 2006 (CR374/2006). The EMP is a guiding document for the Corporation of the City of Windsor's environmentally related activities and incorporates sound environmental practice into daily operations and decision-making.

In March 2008, the City of Windsor filled the position of Environmental Coordinator to facilitate the implementation of the Environmental Master Plan.

One of the first actions of the Environmental Coordinator was to develop a Report on the State of our Environment (ROSE). The ROSE report endorsed by City Council on March 23, 2009 (CR86/2009) provides a snapshot in time of environmental conditions in the City of Windsor for the baseline year of 2007.

The year 2007 was selected as the baseline year as it was the first year after the completion of the EMP but the year before the Environmental Coordinator position was approved. This report, along with routine updates to environmental indicators, acts as a report card on the progress of the actions of the EMP. Routine updates to the indicator data is made on the City of Windsor's website as the data becomes available.

In 2009, it was proposed that the ROSE report be updated every four years.

In September 2010, the City of Windsor hired one additional staff to assist the Environmental Coordinator to implement the Environmental Master Plan as well as coordinate the Windsor Essex County Environment Committee.

3. DISCUSSION:

The intent of this report is to provide City Council with an update of key environmental indicators, highlighting progress, addressing concerns and discussing emerging environmental issues.

The following sections will use key environmental indicators to report on each of the five goals set out in the EMP. All environmental indicators used in the 2009 report are tracked on the City of Windsor website with current data as available. A summary list of local initiatives is provided as well as on the website. These lists are not to be considered exhaustive but as examples of actions completed or underway.

GOAL A: IMPROVE OUR AIR AND WATER QUALITY

Air Quality Index and Smog Advisory Indicator

Year	Downtown Windsor Good or Very Good AQI (# of Days)	West Windsor Good or Very Good AQI (# of Days)	Smog Advisory for Windsor-Essex (# of Days)
2007	274	276	38
2008	276	283	12
2009	308	309	5
2010	274	295	10
2011	283	288	8

Note: Data provided online by Ministry of the Environment

Ground Level Ozone Indicator

Year	Downtown Windsor (# of 1-hour exceedances)	West Windsor (# of 1-hour exceedances)
2007	97	90
2008	28	19
2009	6	0
2010	15	6
2011	Note: Not available online at this time	

Note: Data provided online by Ministry of the Environment

Some of the Ongoing Local Initiatives Underway to Combat Air Pollution:

- The South-western Clean Air Council has been formed and the City of Windsor is an active member.
- Completed Milestone 1 of the Federation of Canadian Municipalities Partners for Climate Protection (PCP) Program. The EMP is recommending funds to complete a corporate sustainability plan which will also fulfill the needs to complete Milestone 2 and 3 in the 2015 Capital budget. (co-benefit with Use Resources Efficiently)
- The Windsor Essex Parkway is under construction which in the long term will facilitate truck traffic, reducing air pollution by minimizing the start and stops required.
- Approximately 70% of traffic signals have been converted to LED technology with a goal to complete the conversion by mid-2012 (co-benefit with Use Resources Efficiently)
- Traffic controller upgrade is in process with enhanced capabilities to better facilitate traffic flow particularly in non-peak hours.
- Continue to upgrade vehicle detectors to reduce vehicular idling (2015 Capital Budget)
- Continued promotion of the Anti-Idling By-law as well as the impacts on air quality from off-road vehicles (co-benefit with Promote Awareness)
- Transit Windsor has purchased 11 hybrid buses in 2010 and 2011 adding to the 18 purchase in 2009. These buses produce fewer emissions than standard buses. These buses act as environmental advertisements when they travel all over Windsor attracting attention from various sectors of the public. (co-benefit with Healthy Communities)

Quality of Wastewater Indicator

Year	Lou Romano Water Reclamation Plan			Little River Pollution Control Plant		
	Biochemical Oxygen Demand (% removed)	Suspended Solids (% removed)	Total Phosphorus (% removed)	Biochemical Oxygen Demand (% removed)	Suspended Solids (% removed)	Total Phosphorus (% removed)
2007	70	83	84	97.6	97.8	95.3
2008	93	89	88	97.3	97.3	95.1
2009	94.5	92.6	92.8	97.5	97.9	92.5
2010	98.3	95.1	90.8	97.6	97.7	92.2
2011	96.2	95.4	89.1	98.0	97.0	87.1

Amount of Wastewater Treated Indicator

Year	Average Litres of Wastewater treated per capita per day (L/capita/day)
2007	711
2008	777
2009	770
2010	743
2011	881

Tributary Water Quality Indicator

Average Total Phosphorus (mg/L)		
Year	Little River	Turkey Creek
2007	0.120	0.130
2008	0.145	0.153
2009	0.137	0.165
2010	0.230	0.114
2011	0.303	0.131

Note: Data provided by ERCA

Some of the ongoing local initiatives underway to combat water pollution

- Successfully remediated a PCB contaminated portion of the Grand Marais Drain.
- The City of Windsor is assisting ERCA with Source Water Protection Plans.
- Active member municipality of the Detroit River Canadian Clean Up.
- The DRCC will be releasing the Detroit River Stage 2 report in January.
- Promotion of the Sewer-Use Bylaw and what not to put down the drain/toilet. (co-benefit Promote Awareness)
- Provide education to schools on sewers and the wastewater treatment plants.
- Encouraging downspout disconnection and rain barrel use.
- Construction of the Retention Treatment Basin to reduce loading to the Detroit River due to combined sewer overflows.
- Completion of the upgrade and expansion of the Lou Romano Water Reclamation Plant.

GOAL B: CREATE HEALTHY COMMUNITIES

Commuting Indicator

Year	Total Vehicle Kilometres driven in the City of Windsor
2007	2,358,398,501
2008	2,341,908,792
2009	2,346,695,066
2010	2,301,173,086
2011	2,311,950,122

Illness Costs of Air Pollution Indicator (Essex) - Data from the Ontario Medical Association

2005

Premature Deaths = 260 (440 in 2026)
 Hospital Admissions = 900 (1,310 in 2026)
 Emergency Visits = 2,750 (4,020 in 2026)
 Minor Illness Days = 1.37 M
 Health Care Costs = \$ 23.55 M
 Lost Productivity Costs = \$ 17.56 M

2008

Premature Deaths = 317

Sustainable Construction

Sustainable Construction Project	Year Registered	Certified to LEED standard
Toldo Medical Building U of W	2006	
Centre for Engineering U of W	2006	
Dr. David Suzuki Public School	2007	2011 - Platinum
Union Gas Windsor Service Facility	2008	2011 – Gold
Ojibway Nature Centre	2009	
New Fire Hall No. 7	2010	
HMCS Hunter	2010	
La Belle Strada (LEED neighbourhood)	2011	

Some of the ongoing local initiatives underway to combat create a healthier community

- Currently underway is the development of climate change adaptation plan for the City of Windsor.
- Continue enhancing the Stay Cool Windsor Essex Campaign with work towards mitigation of the urban heat island effect. (Heat Alert and Response System – HARS)
- Development of a green fleet plan is underway.
- The brownfield redevelopment strategy has been completed.
- Two new City facilities are working towards LEED designation (co-benefit with Use Resources Efficiently).
- The City of Windsor is working with the Erie Street BIA towards a LEED neighbourhood designation.
- The 350 and 400 buildings have investigated and are piloting the use of more environmentally-friendly cleaning products.
- Produced a “Healthy Home Guide” to educate Windsor residents on the benefits of using homemade non-toxic cleaning products in their homes. This guide is available on the EMP website.

GOAL C: GREEN WINDSOR

Natural Heritage Indicator

Year	Land Designated as Natural Heritage (hectares)
2007	595.2
2010	654.9

Note: 59.7 hectares of recently designated provincially significant wetlands were included as Natural Heritage in 2010

Maintained and Naturalized Parkland Available Indicator

Year	Parkland Available (hectares)
2007	746
2010	925

City Owned Trees

In 2005, it was estimated that the City of Windsor maintained between 65,000 and 75,000 street trees (does not include park trees). The City of Windsor's forestry department continues to manage the urban forest and since 2007 has planted more trees than they have removed.

	2008	2009	2010
Total Removed	2118	1687	1254
Total Planted	6928	6825	6693
Net Increase	4810	5138	5439

Some of the ongoing local initiatives underway to green Windsor

- Continue to coordinate local clean up events such as the ones at Black Oak and Little River.
- Protection of provincially significant wetlands as designated by the province.
- Investigating opportunities for habitat linkages with the Windsor Essex Parkway project and the Lauzon Parkway Environmental Assessment.
- As part of the Lou Romano Plant upgrade, a native plant garden was planted on-site to promote benefits of native plants such as low maintenance (no pesticides needed, low water requirements) and an increase in biodiversity.

GOAL D: USE RESOURCES EFFICIENTLY

Waste Diversion Indicator

Year	Tonnes Landfilled	Tonnes Diverted	Diversion Rate (%)
2007	102,712	51,841	33.5
2008	101,574	51,410	33.6
2009	86,277	46,642	35.1
2010	94,590	57,063	37.6
2011	Note: Data for 2011 will not be available until February		

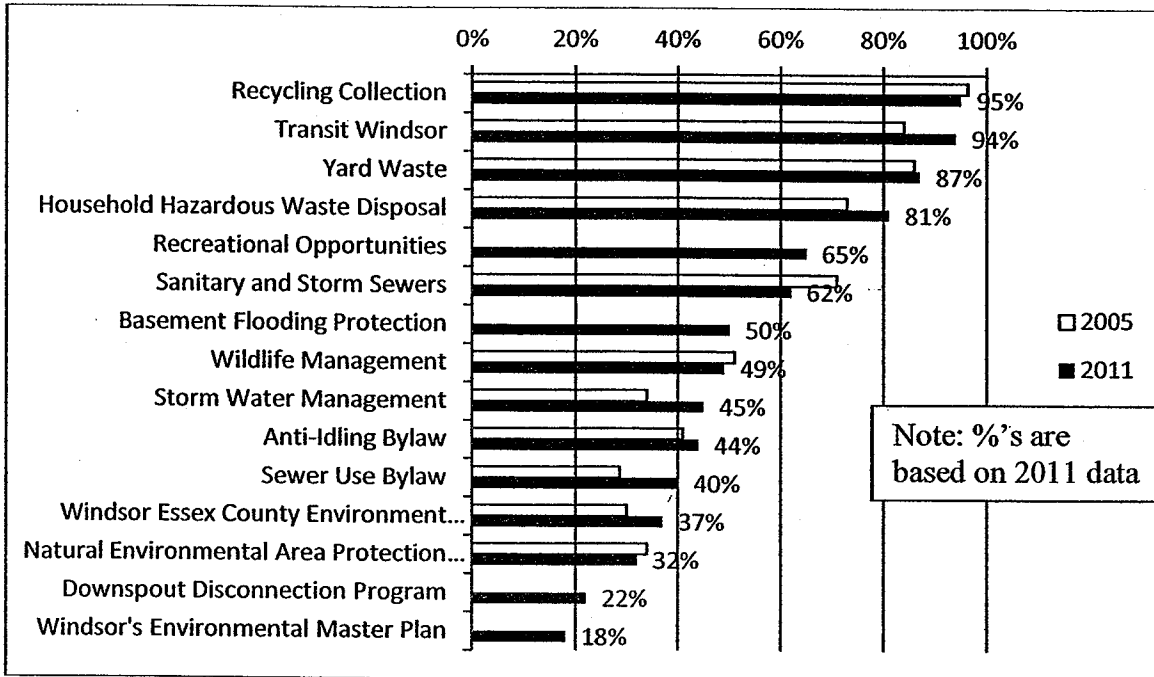
Some of the ongoing local initiatives underway to use resources efficiently

- An environmentally-friendly purchasing policy is under development.
- Continue awareness campaign around Reduce, Reuse and Recycle at City facilities.
- Obtained grant funding to assist with the capital costs to install recycling containers in 11 City Parks.
- Energy retrofit program for City facilities is well underway.
- Currently developing a corporate energy management plan.
- Promoted energy conservations programs such as Earth Hour, Power Pledge Challenge.
- Green roofs have been included at the Ojibway Nature Centre and the Lou Romano Water Reclamation Plant.
- Recycling audits of many City of Windsor buildings was completed during the summer of 2011 in partnership with EWSWA in order to increase recycling rates.
- Recycling containers have been installed beside garbage cans in Mic Mac Park, Riverfront parks and the Ganatchio Trail.

GOAL E: PROMOTE AWARENESS

Awareness of Programs, Services and Initiatives

The table below provides a comparison of the level of awareness of programs, services and initiatives between 2005 and 2011.



Some of the ongoing local initiatives underway to promote awareness

- The completion of the Report on the State of Environment (ROSE) as well as continue to maintain the website with the most current data available.
- Conducted a second survey of environmental attitudes in the City of Windsor.
- Provide opportunities to learn about the EMP at various events such as Earth Day and EnviroExpo.
- Partnered with Essex Windsor Solid Waste Authority and the Detroit River Canadian Clean-Up on a joint EnviroTips in Fall of 2011 titled "It's all connected" (co-benefit with water quality).
- Partnered with Trout Unlimited Canada to offer the Yellow Fish Road Campaign. (co-benefit with water quality).
- Held City of Windsor "Lunch and Learns" regarding Indoor Air Quality and Greenwashing.
- The Windsor Activity guide is used to promote the Environmental Master Plan including information on what NOT to place down toilets, winter driving efficiency tips, recycling facilities in parks to name a few.

4. RISK ANALYSIS: N/A

5. FINANCIAL MATTERS: N/A


6. CONSULTATIONS:

Detroit River Canadian Clean Up
Essex Windsor Solid Waste Authority
Essex Region Conservation Authority


7. CONCLUSION:


Many of the environmental indicators are slowly improving or staying relatively the same with only a few showing a decline. The EMP website keeps this information as current as possible depending on the availability of data. The website and reports like these continue to act as the EMP's report card on progress and assist with the prioritizing of activities and actions.

The EMPs success is dependent on the activities of all City departments and agencies, the staff dedicated to its implementation and City Council support.


Averil Parent
Environment and Sustainability
Coordinator


Karina Richters
Environmental Coordinator


Paul Drca
Manager of Environmental Quality


Mario Sonego
City Engineer and Corporate Leader
Environmental Protection and
Transportation

/jc:ebr

APPENDICES:

DEPARTMENTS/OTHERS CONSULTED:

Name:
Phone #: 519 ext.

NOTIFICATION :

Name	Address	Email Address	Telephone	FAX