

**REPORT NO. 168** of the  
**ENVIRONMENT, TRANSPORTATION & PUBLIC SAFETY**  
**STANDING COMMITTEE**  
of its meeting held November 20, 2013

**Present:**  
**Councillor J. Gignac**  
**Councillor A. Halberstadt**  
**Councillor R. Jones**  
**Councillor H. Payne**  
**Councillor F. Valentinis, Chair**

That the following recommendations of the Environment, Transportation and Public Safety Standing Committee **BE APPROVED:**

Moved by Councillor Payne, seconded by Councillor Halberstadt,


**THAT** the report authored by the Environmental Coordinator dated October 29, 2013 entitled "Report on the State of our Environment 2013" **BE RECEIVED** for information, and further

**THAT** an additional report **BE PROVIDED** with possible general next steps that could be taken to reverse negative environmental results as listed in the 2013 Report on the State of Our Environment, including identifying costs and investment to date.

Carried.


**Liveline #16813, SW8523**

Clerk's Note: The administrative report authored by the Environmental Coordinator dated October 29, 2013 entitled "Report on the State of our Environment 2013" is attached as background information.

  
\_\_\_\_\_  
CHAIRPERSON

  
\_\_\_\_\_  
for COUNCIL ASSISTANT

<b>NOTIFICATION:</b>				
<b>Name</b>	<b>Address</b>	<b>Email Address</b>	<b>Phone</b>	<b>FAX</b>
Averil Parent		aparent@city.windsor.on.ca		



**THE CORPORATION OF THE CITY OF WINDSOR  
OFFICE OF THE CITY ENGINEER- Operations**

**MISSION STATEMENT:**

*"The City of Windsor, with the involvement of its citizens, will deliver effective and responsive municipal services, and will mobilize innovative community partnerships"*

<b>LiveLink REPORT #: 16813 SW/8523</b>	<b>Report Date: October 29, 2013</b> (#3698/jc-11/07/13)
<b>Author's Name: Averil Parent</b>	<b>Date to Standing Committee: Nov 20, 2013</b>
<b>Author's Phone: 519 253 7111 ext. 3290</b>	<b>Classification #:</b>
<b>Author's E-mail: aparent@city.windsor.on.ca</b>	

**To: Environment, Transportation & Public Safety Standing Committee**

**Subject: Report on the State of our Environment 2013**

**1. RECOMMENDATION: City Wide:  Ward(s): \_\_\_\_\_**

To City Council for information.

**EXECUTIVE SUMMARY:**

N/A

**2. BACKGROUND:**

The Environmental Master Plan (EMP) was adopted by City Council on July 24, 2006 (CR374/2006). The EMP is a guiding document for the Corporation of the City of Windsor's environmentally related activities and incorporates sound environmental practice into daily operations and decision-making.

The EMP recommends monitoring and tracking environmental performance over time. This is done by completing a Report on the State of our Environment (ROSE) every 4 to 5 years.

The first ROSE report endorsed by City Council on March 23, 2009 (CR86/2009) provides a snapshot in time of environmental conditions in the City of Windsor for the baseline year of 2007. The 2013 ROSE is the first one to track trends over time, and reports on data collected from 2007 to 2012.

This report along with routine updates to environmental indicators acts as a report card on the progress of the actions of the EMP. Routine updates to the indicator data is made on the City of Windsor's website as the data becomes available.

**3. DISCUSSION:**

As part of the City of Windsor's Environmental Master Plan (EMP) Implementation, a number of environmental indicators are tracked over time. These indicators are categorized into the 5 Goals, of the Environmental Master Plan:

- Goal A – Improve Our Air and Water Quality
- Goal B – Create Healthy Communities
- Goal C – Green Windsor
- Goal D – Use Resources Efficiently
- Goal E – Promote Awareness

In this report, a trend analysis of each indicator has been completed, various City of Windsor projects benefitting the environment have been summarised, and areas to move forward towards further implementation of the EMP have been identified.

A summary of the trends for each indicator can be found in Table 1. To simplify the information, a checkmark was received if the trend of the indicator aligned with the goal, and an "X" was received if the trend of the indicator did not align with the goal.

Table 1 – Summary of the goal, trend and result for each environmental indicator monitored.

	Goal	Trend	Result
<b>Goal A – Improve Our Air and Water Quality</b>			
Air Quality Index			
Good Air Quality Days	↖	↔	✗
Smog Days	↘	↘	✓
Ground Level Ozone	↘	↘	✓
Quality of Municipal Drinking Water (Number of Boil Water Advisories)	↘	↘	✓
Water Consumption	↘	↘	✓
Quality of Wastewater			
Lou Romano Water Reclamation Plant	↗	↗	✓
Little River Pollution Control Plant	↗	↔	✗
Amount of Wastewater Treated	↘	↔	✗
Wastewater Treatment Plant Bypass	↘	↘	✓
Detroit River Quality	↗	↗	✓
Tributary Surface Water (Phosphorus Concentration)	↘	↔	✗
<b>Goal B – Create Healthy Communities</b>			
Community Gardens	↗	↗	✓
Trails	↗	↗	✓
Population Density	↗	↘	✗
Commuting	↘	↘	✓
Sustainable Construction	↗	↗	✓
Sport and Recreation Facilities	↗	↔	✗

Participation in Registered Programs	↗	↔	✗
<b>Goal C – Green Windsor</b>			
Natural Areas	Not enough data		
Natural Heritage	↗	↗	✓
City Owned Trees Planted and Removed	↗	↘	✗
Amount of Maintained and Natural Parkland	↗	↗	✓
Brownfield Conversion	↗	↔	✗
<b>Goal D – Use Resources Efficiently</b>			
Energy Consumption			
Buildings	↘	↗	✗
Sewage Treatment	↘	↘	✓
Streetlights & Traffic Signals	↘	↘	✓
Solid Waste Management			
Total Refuse Collected	↘	↔	✗
Diversion Rate	↗	↔	✗
Fuel Use	↘	↘	✓
Greenhouse Gas Emissions			
Corporate	↘	↘	✓
Community	↘	↘	✓
<b>Goal E – Promote Awareness</b>			
Web-Based Outreach	Not enough data		
Attitudes Towards the Environment	Qualitative data		
Awareness of Environmentally-Related Programs	↗	↗	✓

4. **RISK ANALYSIS:** N/A

5. **FINANCIAL MATTERS:** N/A

6. **CONSULTATIONS:**


Detroit River Canadian Clean Up  
 Essex Windsor Solid Waste Authority  
 Essex Region Conservation Authority



7. **CONCLUSION:**

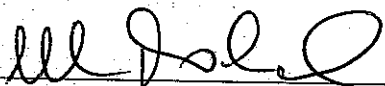
This document is the first in Windsor to show comprehensive trends on environmental indicators over time. These indicators help City administration monitor their progress towards improving the environment. Results assessed can inform policy or operational procedures, as well as contribute to an update of the Environmental Master Plan.



Many of the environmental indicators are moving towards their desired goal. Of the indicators that received a negative result, many were not moving away from their goal but were unchanged. This demonstrates that the environment in Windsor is improving in many ways. Many factors have played a role in these results, including but not limited to City of Windsor operations, Federal (Canadian and American) and Provincial/State policies, as well as community action. Windsor as a community can be very proud of the impact we are having on the environment.


The EMPs success is dependent on the activities of all City departments and agencies, the staff dedicated to its implementation and City Council support. There is still much work to be done to continue improving our environment. This includes monitoring these environmental indicators and reporting their results in future Reports on the State of Our Environment. Tracking of indicators, the 2013 ROSE, as well as other environmental information can be found on the City of Windsor website at [www.windsorenvironmentalmasterplan.ca](http://www.windsorenvironmentalmasterplan.ca).

  
**Averil Parent**  
**Environmental Coordinator (A)**

   
**Chris Manzon**  
**Senior Manager of Pollution Control**

  
**Michael Palanacki**  
**Executive Director of Operations**

   
**Mario Sonego**  
**City Engineer and Corporate Leader**  
**Environmental Protection and**  
**Transportation**

  
**Helga Reidel**  
**Chief Administrative Officer**

AP/jc

**APPENDICES:**

**DEPARTMENTS/OTHERS CONSULTED:**  
**Name:**  
**Phone #: 519            ext.**

**NOTIFICATION :**

Name	Address	Email Address	Telephone	FAX