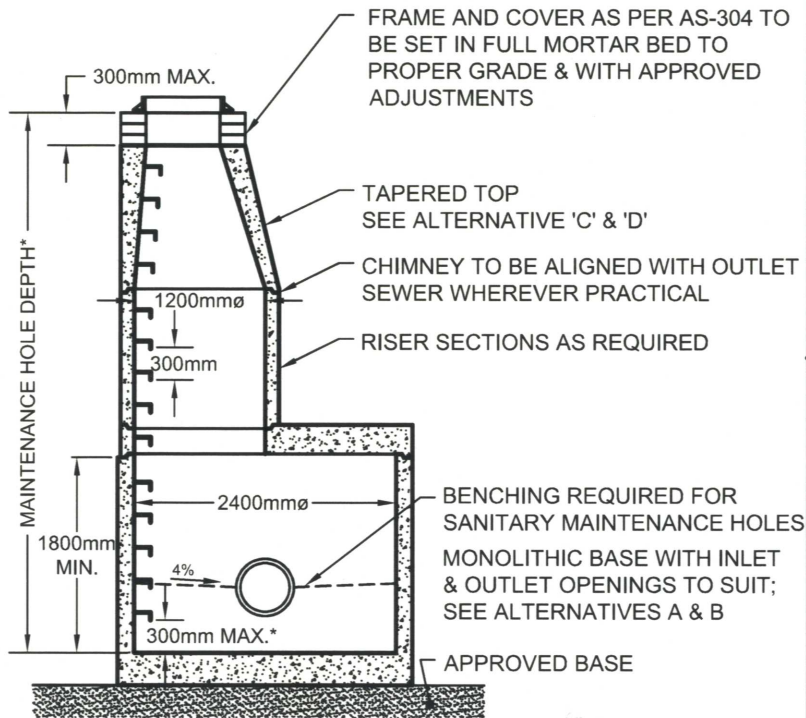
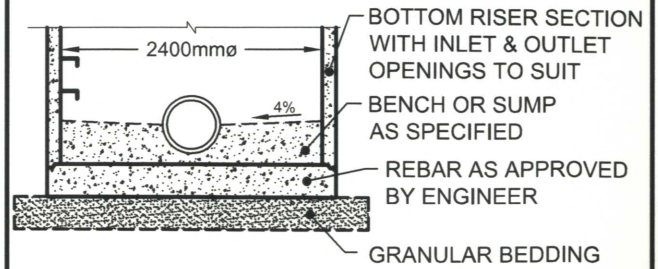


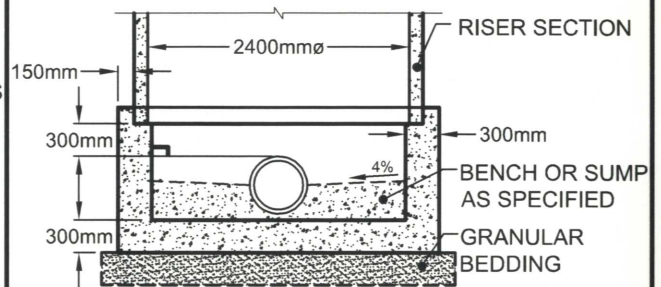
ALTERNATIVES



*MEASURED TO BENCHING OR SUMP, WHICHEVER IS APPLICABLE



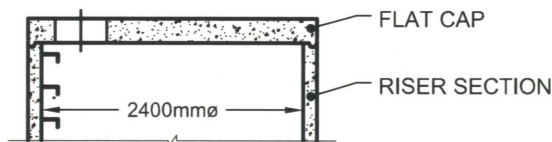
A. PRECAST SLAB BASE



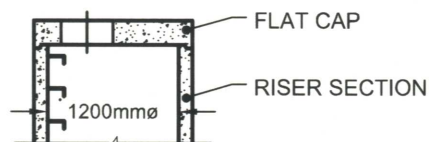
B. CAST-IN-PLACE BASE

NOTES:

1. THE SUMP IS MEASURED FROM THE LOWEST INVERT, FOR SUMP DETAIL SEE AS-314A.
2. COMPACTED GRANULAR 'A' BACKFILL SHALL BE PLACED TO A MINIMUM THICKNESS OF 300mm ALL AROUND THE MAINTENANCE HOLE.
3. PRECAST CONCRETE COMPONENTS SHALL BE ACCORDING TO OPSD 701 & 703 SERIES.
4. PIPE SUPPORT SHALL BE CLASS 'A' BEDDING TO FIRST PIPE JOINT BEYOND MANHOLE (RIGID PIPE) OR A FLEXIBLE JOINT WITHIN 900mm OF MANHOLE WALL (RIGID OR FLEXIBLE PIPE) WITH SEWER STONE BEDDING.
5. MAINTENANCE HOLE STEPS IN ACCORDANCE WITH AS-305.



C. 2400mm PRECAST FLAT CAP



D. 1200mm PRECAST FLAT CAP

CITY OF WINDSOR
ENGINEERING DEPARTMENT

PRECAST MAINTENANCE HOLE 2400mm DIAMETER

DRAWN BY: S.S, N.B.

DATE: MARCH, 2017

REVISED: -

CHECKED BY: P.U.

CHECKED BY: M.C.

PASSED BY: M.W.


CITY ENGINEER

AS-314D