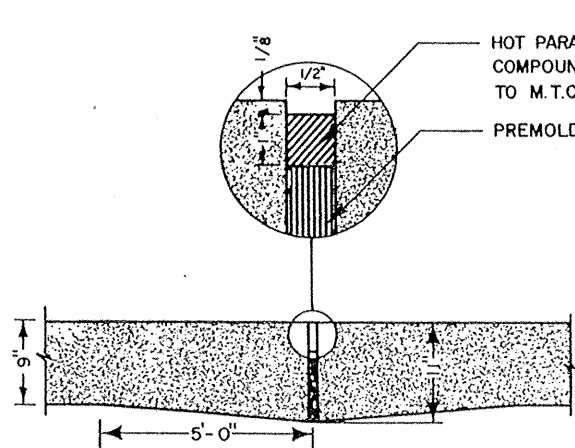
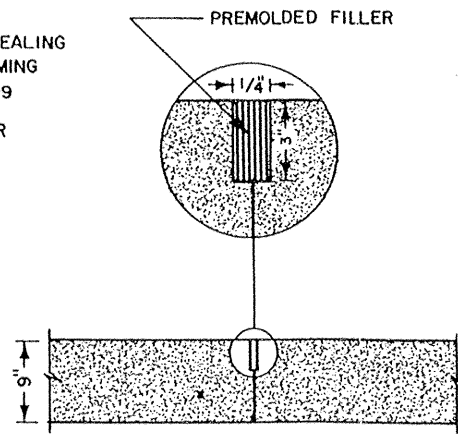


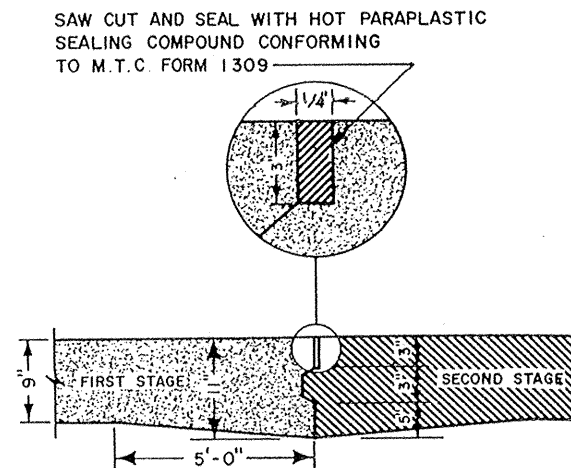
TYPICAL CROSS SECTION



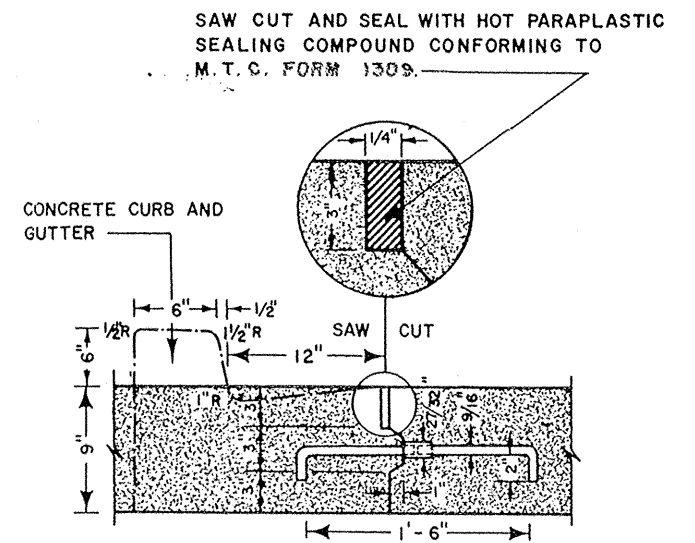
**TYPE A
EXPANSION JOINT**



**TYPE B
TRANSVERSE CONTRACTION JOINT**



**TYPE C
TRANSVERSE CONSTRUCTION JOINT**



**TYPE D
LONGITUDINAL JOINT
WITH HOOK BOLT DOWELS**

- NOTES**
- 1 ALL PREMOLDED JOINT FILLER, SHALL CONFORM TO M.T.C. FORM 1309.
 - 2 SPACING OF TYPE B TRANSVERSE CONTRACTION JOINTS SHALL NOT EXCEED 16 FEET, MIN. 12 FEET.
 - 3 WHEN JOINT OCCURS WITHIN 5 FEET OF, OR CONTACTS A CATCH BASIN, MANHOLE, OR UTILITY VALVE STRUCTURE, SHORTEN ONE OR MORE PANELS EITHER SIDE OF OPENING TO PERMIT JOINT TO FALL ON CENTRE OF STRUCTURE.
 - 4 ANGLES BETWEEN PAVEMENT JOINTS MUST NOT BE LESS THAN 45°.
 - 5 ISOLATED AREAS FOR CATCH BASINS, MANHOLES, UTILITY VALVES ETC. TO BE INTERNALLY JOINTED USING 3" DEEP, 1/4" THICK PREMOLDED FILLER.
 - 6 ISOLATE ALL STRUCTURES, CATCH BASINS, MANHOLES, UTILITY VALVES ETC. USING FULL DEPTH, 1/2" THICK, PREMOLDED FILLER.
 - 7 JOINT SPACING FOR SEPARATE CURB AND GUTTER ON RADIUS SHALL NOT EXCEED 10 FEET.
 - 8 JOINTS FOR CURB AND GUTTER SHALL CONSIST OF 1/2" THICK PREMOLDED FILLER, MACHINE CUT TO THE REQUIRED CROSS SECTION.
 - 9 CURB INTEGRAL WITH PAVEMENT MAY BE CONSTRUCTED IN ONE STAGE.
 - 10 ALL WORK SHALL CONFORM TO CITY OF WINDSOR STANDARD SPECIFICATION S-8.

CITY OF WINDSOR DEPARTMENT OF PUBLIC WORKS	
LOCAL INDUSTRIAL CONCRETE PAVEMENT	
DR'N BY : S. C. L.-L.E.B.	DATE : FEB. 1973
REVISION : MARCH / 1975	CH'KD BY : <i>[Signature]</i>
CH'KD BY : <i>[Signature]</i>	PASSED BY : <i>[Signature]</i>
<i>[Signature]</i> COMMISSIONER OF WORKS	
AS-225	