

# Canada Revenue Agency

## How to log on

1. Using your browser (Google, Yahoo, etc) search “Canada Revenue Agency”.
2. Click on CRA login services

The screenshot shows a Google search for "canada revenue agency". The search results page displays the CRA website as the top result. A yellow circle highlights the "CRA login services" link in the search results. Other visible links include "Changes to taxes and benefits", "Income tax", and "Contact the Canada Revenue".

3. Click on “My Account”

## CRA login services

Some services are unavailable at this time. We regret the inconvenience.

### COVID-19: Important updates

- Eligible employed and self-employed individuals who are affected by COVID-19 and do not qualify for Employment Insurance (EI) benefits can apply for the [Canada Recovery Benefit \(CRB\)](#).
- Eligible employed and self-employed individuals unable to work due to being sick from COVID-19 can apply for the [Canada Recovery Sickness Benefit \(CRSB\)](#).
- Eligible individuals caring for a child or a family member can apply for the [Canada Recovery Caregiving Benefit \(CRCB\)](#).
- Eligible employers can apply for the [Canada Emergency Wage Subsidy \(CEWS\)](#).

Select the service you would like to log in / register for.

My Account

My Business Account

Represent a Client

4. Click on "CRA Login"

#### Option 2 - Using a CRA user ID and password

Log in with your CRA user ID and password, or register.

[CRA login](#)

[CRA register](#)

5. Enter your user ID and password, then click Login



Government  
of Canada

Gouvernement  
du Canada

**Canada Revenue Agency**

## CRA Login

**\* User ID (required)**

[Forgot your user ID?](#)

**\* Password (required)**

[Forgot your password?](#)

For more information on how your privacy is protected, refer to our [Person](#)

Login

Exit

[Register](#) if you are a new user.

6. Click "Next"

## Last CRA login

Our records show that [REDACTED] was last used at the CRA on:

Thursday, October 29, 2020 12:18:48 (Eastern Time)

If this is not correct, [contact us](#).


Do not show me this page again today.

Selecting "Do not show me this page again today" will hide this page for the rest of the day. This means that the **Manage CRA security options** will only be available to you after midnight Eastern Time.



If you do not select "Do not show me this page again today", this page will be displayed to you each time you login.

[Next](#) [Manage CRA security options](#)

7. At the top of the screen, you will see "Mail" (on mobile device, it is a small envelope) Click on this.

 Government of Canada / Gouvernement du Canada

# Canada Revenue Agency

**My Account** |  [REDACTED] [Personal profile](#) |  [Mail](#)

8. Scroll down, you do not need to change the search options

## Mail

### Search options

#### Correspondence type

All ▾

#### Date range

Last 12 mo ▾

Items issued prior to February 15, 2016 are not available.

Refer to [Help with this page](#) for more information.

#### Status

All ▾

[Refine the list](#)

### List of correspondence items

9. Click on “CCB Notice” or “Notice of Assessment”

**List of correspondence items**

Each correspondence item will display only in the language in which it was issued.

Status 	Date 	Correspondence item 	Print format 	Year 	Reference number 
Read	2020-08-20	<a href="#">CCB notice</a>	<a href="#">PDF</a>	2019	

10. Click on PDF version. You can click on this and save to your desktop to print.



Government  
of Canada

Gouvernement  
du Canada

## Canada Revenue Agency

[← Overview](#)

Previous

# CCB notice

---



[PDF version also available](#)