

City	# of Applicants
Windsor	4352
Leamington	256
Amherstburg	121
Essex	102
Kingsville	98
Toronto	89
LaSalle	71
Belle River	51
Harrow	47
Tacumseh	46
Etobicoke	26
Mississauga	24
North York	24
Scarborough	23
London	22
<b>Total</b>	<b>5636</b>

**5636**  
Applicant Waitlist

HILLS	# of Applicants	%GT
High Need	4300	76.30%
Market Rent	15	0.27%
RGI	1321	23.44%
<b>Total</b>	<b>5636</b>	<b>100.00%</b>

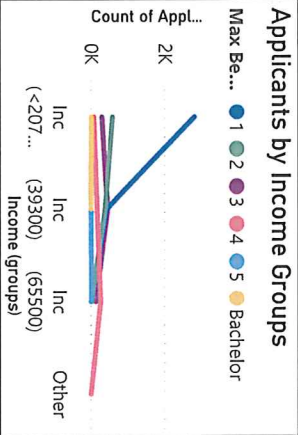
  

Applicant Type	# of Applicants	%GT
SP	66	12.64%
Urgent	456	87.36%
<b>Total</b>	<b>522</b>	<b>100.00%</b>

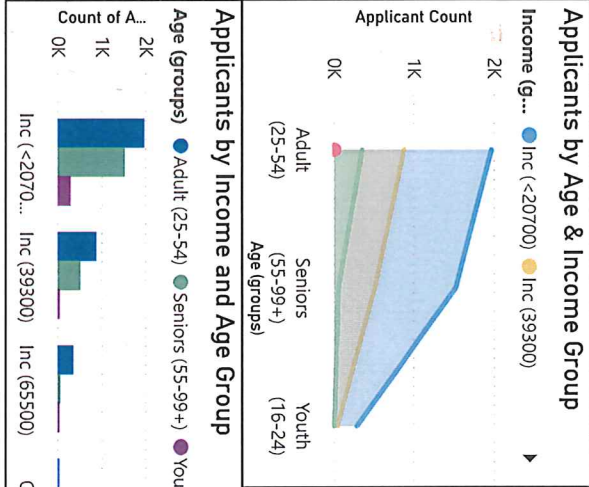
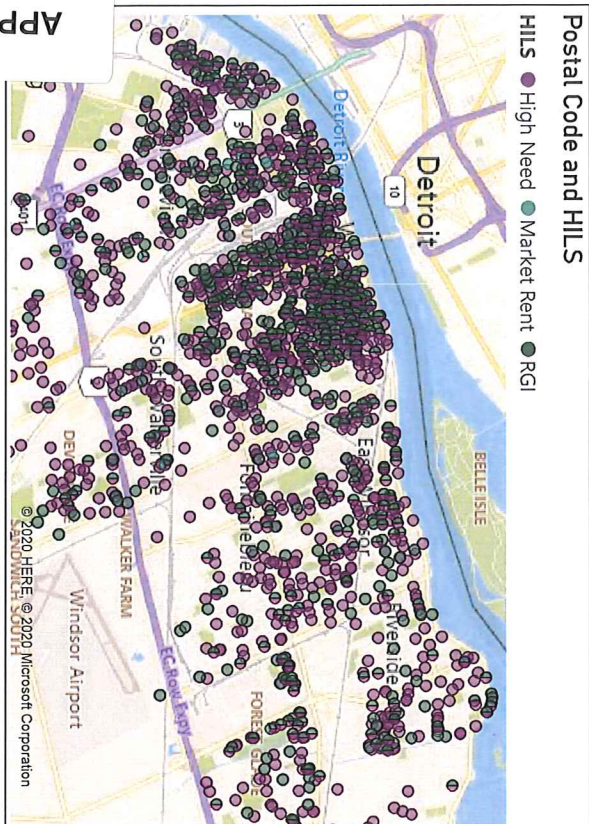
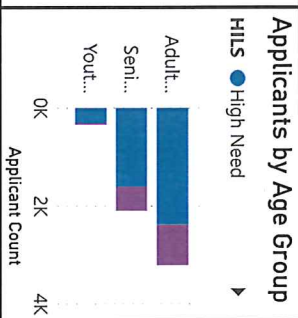
## CHC Business Intelligence Central Housing Registry (CHR)

January 31, 2020

Applicants by Age Group	Age (groups)	# Applicants	%GT
Adult (25-54)		3206	56.91%
Seniors (55-99+)		2090	37.10%
Youth (16-24)		337	5.98%
<b>Total</b>		<b>5633</b>	<b>100.00%</b>



Applicants by Income Group	Income (groups)	# Applicants	%GT
Inc (<20700)		3780	67.07%
Inc (39300)		1435	25.46%
Inc (65500)		416	7.38%
Other		5	0.09%
<b>Total</b>		<b>5636</b>	<b>100.00%</b>



Applicants by Income and Age Group	Age (groups)	Income (groups)	Count of Applicants	
Adult (25-54)	Inc (<20700)	Inc (39300)	Inc (65500)	Other
Seniors (55-99+)	Inc (<20700)	Inc (39300)	Inc (65500)	Other
Youth (16-24)	Inc (<20700)	Inc (39300)	Inc (65500)	Other

Applicants by HILLS & Income Group	Income (groups)	HILLS	Count of Applicants
Inc (<20700)	High Need	RGI	Market Rent
Inc (39300)	High Need	RGI	Market Rent
Inc (65500)	High Need	RGI	Market Rent