



Appendix D1: User Fee Schedule (City of Windsor)



Finance & City Treasurer

Financial Accounting.....	56
Taxation & Financial Projects.....	57

Corporate Services

City Solicitor.....	58
Communications & Customer Service.....	59
Corporate Security.....	60
Council Services	61
Human Resources & Employee Relations.....	66
Information Technology	67
POA, Purchasing, Risk Management.....	68

Economic Development

Building Services.....	69
Planning & Development	73
Transit Windsor.....	75

Community Services

Fire & Rescue	77
Parks & Facilities	79
Recreation & Culture	82

Infrastructure Services

Engineering.....	94
Pollution Control.....	99
Public Works	100

Human & Health Services

Huron Lodge.....	102
------------------	-----

User Fees included in this schedule are approved during the annual budget process, however, are subject to change based on subsequent Council approval throughout the year.

City of Windsor
User Fee Schedule

Finance & City Treasurer - Financial Accounting														
Ref #	Notes	Category / Division	Sub-Category / Sub-Division	Fee / Service	HST Appl.	HST Notes	2023 Fee Excluding HST (Approved)		2024 Fee Excluding HST (Recommended)		Change Over Prior Year		Budget Issue Detail Report Reference	
							Cost	Unit of Measure	Cost	Unit of Measure	\$	%	Page #	Issue #
1		Accounting	Accounts Receivable	Administrative Fee (NSF Cheques - A/R)	Y		\$50.00	per nsf cheque/returned item	\$50.00	per nsf cheque/returned item	\$0.00	0%		
2		Accounting	Payroll	Processing of Wage Assignments	Y		\$10.00	per remittance where allowed by court on certain files	\$10.00	per remittance where allowed by court on certain files	\$0.00	0%		

City of Windsor
User Fee Schedule

Finance & City Treasurer - Taxation & Financial Projects														
Ref #	Notes	Category / Division	Sub-Category / Sub-Division	Fee / Service	HST Appl.	HST Notes	2023 Fee Excluding HST (Approved)		2024 Fee Excluding HST (Recommended)		Change Over Prior Year		Budget Issue Detail Report Reference	
							Cost	Unit of Measure	Cost	Unit of Measure	\$	%	Page #	Issue #
1		Taxation	Collections, Invest Banking	Interest on trade receivables more than 30 days past due	Y		2.00%	per month, compounded	2.00%	per month, compounded	0.00%	0%		
2		Taxation	Property Valuations	Expedited Tax Certificates	Y		\$120.00	per certificate	\$120.00	per certificate	\$0.00	0%		
3		Taxation	Property Valuations	External Tax Inquiry (ETI) On Line Transaction Fee	Y		\$75.00	per roll number	\$75.00	per roll number	\$0.00	0%		
4		Taxation	Property Valuations	New Property Account Fee	Y		\$75.00	per roll	\$75.00	per roll	\$0.00	0%		
5		Taxation	Property Valuations	Ownership Changes	Y		\$75.00	per roll	\$75.00	per roll	\$0.00	0%		
6		Taxation	Property Valuations	Statement of Account Fee	Y		\$30.00	per statement	\$30.00	per statement	\$0.00	0%		
7		Taxation	Property Valuations	Tax Certificates	Y		\$75.00	per certificate	\$75.00	per certificate	\$0.00	0%		
8		Taxation	Property Valuations	Tax Receipts	Y		\$30.00	per roll number	\$30.00	per roll number	\$0.00	0%		
9		Taxation	Revenue & Collections	Additional Interested Party Notification	Y		\$50.00	per letter	\$50.00	per letter	\$0.00	0%		
10		Taxation	Revenue & Collections	Corporate Search	Y		\$15.00	per property plus disbursements	\$15.00	per property plus disbursements	\$0.00	0%		
11		Taxation	Revenue & Collections	Current & Prior Year's Tax Information (Printed or Written)	Y		\$10.00	per roll year	\$10.00	per roll year	\$0.00	0%		
12		Taxation	Revenue & Collections	Electronic lien cancellation fee	Y		\$15.00	per certificate plus disbursements	\$15.00	per certificate plus disbursements	\$0.00	0%		
13		Taxation	Revenue & Collections	Electronic lien certificate fee	Y		\$30.00	per certificate plus disbursements	\$30.00	per certificate plus disbursements	\$0.00	0%		
14		Taxation	Revenue & Collections	Letters of Default	Y		\$50.00	2nd Notice	\$50.00	2nd Notice	\$0.00	0%		
15		Taxation	Revenue & Collections	Letters of Default	Y		\$250.00	Final Letter	\$250.00	Final Letter	\$0.00	0%		
16		Taxation	Revenue & Collections	Local Improvements, Sewer Replacements	Y		\$100.00	per roll	\$100.00	per roll	\$0.00	0%		
17		Taxation	Revenue & Collections	Mortgage Account Administration Fee	Y		\$30.00	per account	\$40.00	per account	\$10.00	33%		2024-0204
18		Taxation	Revenue & Collections	Online Customer Portal Annual Subscription Fee	Y		\$0.00		\$50.00	per year	\$50.00	NEW		2024-0218
19		Taxation	Revenue & Collections	Online Customer Portal Self Serve Documents	Y		\$0.00		\$30.00	per request	\$30.00	NEW		2024-0218
20		Taxation	Revenue & Collections	Other Charges Levied Against The Tax Roll	Y		\$50.00	per account	\$50.00	per account	\$0.00	0%		
21		Taxation	Revenue & Collections	Property Tax Arrears Notice	Y		\$0.00		\$10.00	per statement	\$10.00	NEW		2024-0217
22		Taxation	Revenue & Collections	Registered Interested Party (up to 2 parties)	Y		\$225.00	per letter	\$225.00	per letter	\$0.00	0%		
23		Taxation	Revenue & Collections	Registration Cost Recovery	Y		various		various		n/a	n/a		
24		Taxation	Revenue & Collections	Research - Current & Prior Year's Tax Information (Printed or Written)	Y		\$52.00	per hour	\$52.00	per hour	\$0.00	0%		
25		Taxation	Revenue & Collections	Returned Service Item (Includes NSF cheques)	Y		\$50.00	per nsf cheque/returned item	\$50.00	per nsf cheque/returned item	\$0.00	0%		
26		Taxation	Revenue & Collections	Tax Registrations	Y		\$1,450.00	per property	\$1,450.00	per property	\$0.00	0%		
27		Taxation	Revenue & Collections	Tax Sale Tender Pick-up/Drop-off	Y		\$25.00	per tender package	\$25.00	per tender package	\$0.00	0%		
28		Taxation	Revenue & Collections	Title Search	Y		\$35.00	per property plus disbursements	\$35.00	per property plus disbursements	\$0.00	0%		

User Fees included in this schedule are approved during the annual budget process, however, are subject to change based on subsequent Council approval throughout the year.

City of Windsor
User Fee Schedule

Corporate Services - City Solicitor														
Ref #	Notes	Category / Division	Sub-Category / Sub-Division	Fee / Service	HST Appl.	HST Notes	2023 Fee Excluding HST (Approved)		2024 Fee Excluding HST (Recommended)		Change Over Prior Year		Budget Issue Detail Report Reference	
							Cost	Unit of Measure	Cost	Unit of Measure	\$	%	Page #	Issue #
1		Legal Services & Real Estate	Legal Services	Amending Subdivision/Condominium	N		\$956.80	per agreement	\$988.37	per agreement	\$31.57	3.3%		2024-0029
2		Legal Services & Real Estate	Legal Services	By-law deleting Part Lot Control from lands with registered plans of subdivision	N		\$1,159.76	per plan plus \$50.00 per unit	\$1,198.03	per plan plus \$50.00 per unit	\$38.27	3.3%		2024-0029
3		Legal Services & Real Estate	Legal Services	Committee of Adjustment - Agreements, Deeds, Easements	N		\$382.72	per document	\$395.35	per document	\$12.63	3.3%		2024-0029
4		Legal Services & Real Estate	Legal Services	Connect to Sewer Agreements	N		\$510.29	per agreement	\$527.13	per agreement	\$16.84	3.3%		2024-0029
5		Legal Services & Real Estate	Legal Services	Copies of Documents (each additional page after first page)	N		\$0.54	per page	\$0.56	per page	\$0.02	3.3%		2024-0029
6		Legal Services & Real Estate	Legal Services	Copies of Documents (first page of each document)	N		\$2.15	per page	\$2.22	per page	\$0.07	3.3%		2024-0029
7		Legal Services & Real Estate	Legal Services	Deeds, Quit Claim Deeds, Easements	N		\$255.14	per document plus \$50.00 a unit	\$263.56	per document plus \$50.00 a unit	\$8.42	3.3%		2024-0029
8		Legal Services & Real Estate	Legal Services	Demolition Agreements	N		\$382.72	per agreement	\$395.35	per agreement	\$12.63	3.3%		2024-0029
9		Legal Services & Real Estate	Legal Services	Discharge of Mortgage	N		\$289.94	per discharge	\$299.51	per discharge	\$9.57	3.3%		2024-0029
10		Legal Services & Real Estate	Legal Services	Encroachment Agreements	N		\$382.72	per agreement	\$395.35	per agreement	\$12.63	3.3%		2024-0029
11		Legal Services & Real Estate	Legal Services	Mortgages (preparation)	N		\$382.72	per mortgage	\$395.35	per mortgage	\$12.63	3.3%		2024-0029
12		Legal Services & Real Estate	Legal Services	Release of Agreements, Easements, Deeds	N		\$255.14	per agreement plus \$50.00 per unit	\$263.56	per agreement plus \$50.00 per unit	\$8.42	3.3%		2024-0029
13		Legal Services & Real Estate	Legal Services	Release of Encroachment Agreement	N		\$255.14	per agreement	\$263.56	per agreement	\$8.42	3.3%		2024-0029
14		Legal Services & Real Estate	Legal Services	Servicing Agreements	N		\$666.85	per agreement plus \$50.00 per unit	\$688.86	per agreement plus \$50.00 per unit	\$22.01	3.3%		2024-0029
15		Legal Services & Real Estate	Legal Services	Site Plan Control Agreement	N		\$956.80	per agreement	\$988.37	per agreement	\$31.57	3.3%		2024-0029
16		Legal Services & Real Estate	Legal Services	Condominium Agreements	N		\$1,913.59	per plan plus \$50.00 per unit	\$1,976.74	per plan plus \$50.00 per unit	\$63.15	3.3%		2024-0029
17		Legal Services & Real Estate	Legal Services	Subdivision Agreements	N		\$2,437.81	per plan plus \$50.00 per unit	\$2,518.26	per plan plus \$50.00 per unit	\$80.45	3.3%		2024-0029

User Fees included in this schedule are approved during the annual budget process, however, are subject to change based on subsequent Council approval throughout the year.

City of Windsor
User Fee Schedule

Corporate Services - Communications & Customer Service														
Ref #	Notes	Category / Division	Sub-Category / Sub-Division	Fee / Service	HST Appl.	HST Note	2023 Fee Excluding HST (Approved)		2024 Fee Excluding HST (Recommended)		Change Over Prior Year		Budget Issue Detail Report Reference	
							Cost	Unit of Measure	Cost	Unit of Measure	\$	%	Page #	Issue #
1		Call Centre	211 Call Centre	E-Blast	Y		\$88.50	per document	\$88.50	per document	\$0.00	0%		

User Fees included in this schedule are approved during the annual budget process, however, are subject to change based on subsequent Council approval throughout the year.

City of Windsor
User Fee Schedule

Corporate Services - Corporate Security														
Ref #	Notes	Category / Division	Sub-Category / Sub-Division	Fee / Service	HST Appl.	HST Notes	2023 Fee Excluding HST (Approved)		2024 Fee Excluding HST (Recommended)		Change Over Prior Year		Budget Issue Detail Report Reference	
							Cost	Unit of Measure	Cost	Unit of Measure	\$	%	Page #	Issue #
1		SAC	SAC Operations	Event Set-Up Fees (External)	Y		\$34.49	hour	\$80.00	hour	\$45.51	132%		2024-0141
2		SAC	SAC Operations	Chairs (External)	Y		\$1.50	Each	\$4.00	Each	\$2.50	167%		2024-0141
3		SAC	SAC Operations	Generator (External)	Y		\$0.00		\$100.00	If required	\$100.00	NEW		2024-0141
4		SAC	SAC Operations	Tables (External)	Y		\$11.00	Each	\$11.00	Each	\$0.00	0%		
5		SAC	SAC Operations	Podium (External)	Y		\$30.00	Each	\$30.00	Each	\$0.00	0%		
6		SAC	SAC Operations	Sound System: Microphone, Speakers & Mixing Board (External)	Y		\$100.00	Lump Sum	\$200.00	Lump Sum	\$100.00	100%		2024-0141
7		SAC	SAC Operations	Speaker (External)	Y		\$0.00		\$50.00	Per Unit With Two Unit Min	\$50.00	New		2024-0141
8		SAC	SAC Operations	Caretaking Fees (external clients)	Y		\$56.80	hour	\$56.80	hour	\$0.00	0%		
9		SAC	SAC Operations	Caretaking Fees (internal clients)	N		\$56.80	hour	\$56.80	hour	\$0.00	0%		
10		SAC	SAC Operations	Maintenance Fees (external clients)	Y		\$71.61	hour	\$71.61	hour	\$0.00	0%		
11		SAC	SAC Operations	Maintenance Fees (internal clients)	N		\$71.61	hour	\$71.61	hour	\$0.00	0%		
12		SAC	SAC Operations	Parking Fees (400 City Hall Square)	Y		\$61.90	month	\$61.90	month	\$0.00	0%		
13		SAC	SAC Operations	Parking Fees (400 City Hall Square)	Y		\$20.57	month	\$20.57	month	\$0.00	0%		

User Fees included in this schedule are approved during the annual budget process, however, are subject to change based on subsequent Council approval throughout the year.

City of Windsor
User Fee Schedule

Corporate Services - Council Services														
Ref #	Notes	Category / Division	Sub-Category / Sub-Division	Fee / Service	HST Appl.	HST Note	2023 Fee Excluding HST (Approved)		2024 Fee Excluding HST (Recommended)		Change Over Prior Year		Budget Issue Detail Report Reference	
							Cost	Unit of Measure	Cost	Unit of Measure	\$	%	Page #	Issue #
1		Records and Elections	Elections	Nomination Fee - Councillors/School Board Trustee	Y		\$100.00	per nomination	\$100.00	per nomination	\$0.00	0%		
2		Records and Elections	Elections	Nomination Fee - Mayor	Y		\$200.00	per nomination	\$200.00	per nomination	\$0.00	0%		
3		Records and Elections	Freedom of Information	Freedom of Information Request Application (mandatory and non-refundable)	N		\$5.00	per request	\$5.00	per request	\$0.00	0%		
4	1	Records and Elections	Freedom of Information	Information Disk	N		\$10.00	per disk	\$10.00	per disk	\$0.00	0%		
5	1	Records and Elections	Freedom of Information	Photocopying	Y		\$0.20	per page	\$0.20	per page	\$0.00	0%		
6	1	Records and Elections	Freedom of Information	Preparing a Record	N		\$30.00	per hour	\$30.00	per hour	\$0.00	0%		
7	1	Records and Elections	Freedom of Information	Search a Record	N		\$30.00	per hour	\$30.00	per hour	\$0.00	0%		
8		Records and Elections	Printing	Photocopying (Additional Pages After the First Page)	Y		\$0.30	per page	\$0.30	per page	\$0.00	0%		
9		Records and Elections	Printing	Photocopying (First Page)	Y		\$2.00	per first page	\$2.00	per first page	\$0.00	0%		
10		Records and Elections	Records	Certified Copy of Assessment Roll Pages	N		\$25.00	per assessment	\$25.00	per assessment	\$0.00	0%		
11		Records and Elections	Records	Certified Copy of By-law or Council Resolution	Y		\$25.00	per by-law or	\$25.00	per by-law or	\$0.00	0%		
12		Records and Elections	Records	Declaration of Residency Letter	N		\$25.00	per letter	\$25.00	per letter	\$0.00	0%		
13		Records and Elections	Records	Ownership List from Assessment Roll	N		\$26.00	per hour + cost of	\$26.00	per hour + cost of	\$0.00	0%		
14		Records and Elections	Records	Permanent Resident Card verification	N		\$10.00	per card	\$10.00	per card	\$0.00	0%		
15		Records and Elections	Records	Records Search	N		\$26.00	per hour + cost of photocopying	\$26.00	per hour + cost of photocopying	\$0.00	0%		
16		Records and Elections	Vital Statistics	Civil Ceremony (During the Day)	N		\$250.00	per ceremony	\$260.00	per ceremony	\$10.00	4%		2024-0287
17		Records and Elections	Vital Statistics	Death Registrations	N		\$50.00	per certificate	\$55.00	per certificate	\$5.00	10%		2024-0287
18		Records and Elections	Vital Statistics	Marriage Licence	N		\$135.00	per licence	\$140.00	per licence	\$5.00	4%		2024-0287
19		Records and Elections	Vital Statistics	Commissioner of Oaths Services	N		\$10.00	per affidavit	\$30.00	per affidavit	\$20.00	200%		2024-0287
20		Records and Elections	Vital Statistics	Witness Fee (for civil ceremony)	Y		\$25.00	per request	\$25.00	per request	\$0.00	0%		
21	3	Policy, Gaming, Licensing	Business Licence Fees	Adult Entertainment Parlours - Owner	N		\$590.00	initial	\$590.00	initial	\$0.00	0%		
22	3	Policy, Gaming, Licensing	Business Licence Fees	Adult Entertainment Parlours - Owner	N		\$491.00	per year	\$491.00	per year	\$0.00	0%		
23	3	Policy, Gaming, Licensing	Business Licence Fees	Adult Entertainment Parlours - Operator	N		\$191.00	per year	\$191.00	per year	\$0.00	0%		
24	3	Policy, Gaming, Licensing	Business Licence Fees	Auctioneer	N		\$232.00	per occurrence	\$232.00	per occurrence	\$0.00	0%		
25	3	Policy, Gaming, Licensing	Business Licence Fees	Auctioneer	N		\$191.00	per year	\$191.00	per year	\$0.00	0%		
26	3	Policy, Gaming, Licensing	Business Licence Fees	Auto Service Stations - Car Wash	N		\$290.00	initial	\$290.00	initial	\$0.00	0%		
27	3	Policy, Gaming, Licensing	Business Licence Fees	Auto Service Stations - Car Wash	N		\$249.00	per year	\$249.00	per year	\$0.00	0%		
28	3	Policy, Gaming, Licensing	Business Licence Fees	Auto Service Stations - For each building or place where gasoline and oils are kept for sale	N		\$232.00	initial	\$232.00	initial	\$0.00	0%		
29	3	Policy, Gaming, Licensing	Business Licence Fees	Auto Service Stations - For each building or place where gasoline and oils are kept for sale	N		\$191.00	per year	\$191.00	per year	\$0.00	0%		
30	3	Policy, Gaming, Licensing	Business Licence Fees	Auto Service Stations - Motor Vehicles kept for hire or used for hire	N		\$232.00	initial	\$232.00	initial	\$0.00	0%		
31	3	Policy, Gaming, Licensing	Business Licence Fees	Auto Service Stations - Motor Vehicles kept for hire or used for hire	N		\$191.00	per year	\$191.00	per year	\$0.00	0%		
32	3	Policy, Gaming, Licensing	Business Licence Fees	Auto Service Stations - Motor Vehicles Storage/Sales	N		\$232.00	initial	\$232.00	initial	\$0.00	0%		
33	3	Policy, Gaming, Licensing	Business Licence Fees	Auto Service Stations - Motor Vehicles Storage/Sales	N		\$191.00	per year	\$191.00	per year	\$0.00	0%		
34	3	Policy, Gaming, Licensing	Business Licence Fees	Auto Service Stations - Repair, Paint or Upholstery	N		\$290.00	initial	\$290.00	initial	\$0.00	0%		
35	3	Policy, Gaming, Licensing	Business Licence Fees	Auto Service Stations - Repair, Paint or Upholstery	N		\$249.00	per year	\$249.00	per year	\$0.00	0%		
36	3	Policy, Gaming, Licensing	Business Licence Fees	Bed & Breakfast	N		\$616.00	initial	\$616.00	initial	\$0.00	0%		
37	3	Policy, Gaming, Licensing	Business Licence Fees	Bed & Breakfast	N		\$191.00	per year	\$191.00	per year	\$0.00	0%		
38	3	Policy, Gaming, Licensing	Business Licence Fees	Bill Distributor	N		\$191.00	per year	\$191.00	per year	\$0.00	0%		
39	3	Policy, Gaming, Licensing	Business Licence Fees	Body Modification	N		\$382.00	initial	\$382.00	initial	\$0.00	0%		
40	3	Policy, Gaming, Licensing	Business Licence Fees	Body Modification	N		\$191.00	per year	\$191.00	per year	\$0.00	0%		

User Fees included in this schedule are approved during the annual budget process, however, are subject to change based on subsequent Council approval throughout the year.

City of Windsor
User Fee Schedule

Corporate Services - Council Services														
Ref #	Notes	Category / Division	Sub-Category / Sub-Division	Fee / Service	HST Appl.	HST Note	2023 Fee Excluding HST (Approved)		2024 Fee Excluding HST (Recommended)		Change Over Prior Year		Budget Issue Detail Report Reference	
							Cost	Unit of Measure	Cost	Unit of Measure	\$	%	Page #	Issue #
41	3	Policy, Gaming, Licensing	Business Licence Fees	Body Rub Parlour Owner/Operator	N		\$503.00	initial	\$503.00	initial	\$0.00	0%		
42	3	Policy, Gaming, Licensing	Business Licence Fees	Body Rub Parlour Owner/Operator	N		\$191.00	per year	\$191.00	per year	\$0.00	0%		
43		Policy, Gaming, Licensing	Business Licence Fees	Body Rub Parlour Attendant	N		\$191.00	per year	\$191.00	per year	\$0.00	0%		
44	3	Policy, Gaming, Licensing	Business Licence Fees	Business Licence Plate Replacement	N		\$60.00	per plate	\$60.00	per plate	\$0.00	0%		
45	3	Policy, Gaming, Licensing	Business Licence Fees	Business Licence Replacement	N		\$25.00	per licence	\$25.00	per licence	\$0.00	0%		
46	3	Policy, Gaming, Licensing	Business Licence Fees	Carnival or Circus	N		\$191.00	per occurrence	\$191.00	per occurrence	\$0.00	0%		
47		Policy, Gaming, Licensing	Business Licence Fees	Donation Bin- For Profit Business	N		\$232.00	initial	\$232.00	initial	\$0.00	0%		
48		Policy, Gaming, Licensing	Business Licence Fees	Donation Bin- For Profit Business	N		\$191.00	per year	\$191.00	per year	\$0.00	0%		
49		Policy, Gaming, Licensing	Business Licence Fees	Donation Bin- Not-for-Profit Business	N		\$116.00	initial	\$116.00	initial	\$0.00	0%		
50		Policy, Gaming, Licensing	Business Licence Fees	Donation Bin- Not-for-Profit Business	N		\$96.00	per year	\$96.00	per year	\$0.00	0%		
51	3	Policy, Gaming, Licensing	Business Licence Fees	Entertainment Lounge	N		\$590.00	initial	\$590.00	initial	\$0.00	0%		
52	3	Policy, Gaming, Licensing	Business Licence Fees	Entertainment Lounge	N		\$491.00	per year	\$491.00	per year	\$0.00	0%		
53	3	Policy, Gaming, Licensing	Business Licence Fees	Escorts	N		\$191.00	per year	\$191.00	per year	\$0.00	0%		
54	3	Policy, Gaming, Licensing	Business Licence Fees	Food Store	N		\$290.00	initial	\$290.00	initial	\$0.00	0%		
55	3	Policy, Gaming, Licensing	Business Licence Fees	Food Store	N		\$191.00	per year	\$191.00	per year	\$0.00	0%		
56	3	Policy, Gaming, Licensing	Business Licence Fees	Hawkers and Peddlers (Classes 1 and 2)	N		\$232.00	initial	\$232.00	initial	\$0.00	0%		
57	3	Policy, Gaming, Licensing	Business Licence Fees	Hawkers and Peddlers (Classes 1 and 2)	N		\$191.00	per year	\$191.00	per year	\$0.00	0%		
58	3	Policy, Gaming, Licensing	Business Licence Fees	Hawkers and Peddlers (Classes 3, 4 and 5)	N		\$191.00	per year	\$191.00	per year	\$0.00	0%		
59	3	Policy, Gaming, Licensing	Business Licence Fees	Heating Work - Contractor	N		\$232.00	initial	\$232.00	initial	\$0.00	0%		
60	3	Policy, Gaming, Licensing	Business Licence Fees	Heating Work - Contractor	N		\$191.00	per year	\$191.00	per year	\$0.00	0%		
61	3	Policy, Gaming, Licensing	Business Licence Fees	Heating Work - Master	N		\$191.00	per year	\$191.00	per year	\$0.00	0%		
62	3	Policy, Gaming, Licensing	Business Licence Fees	Holistic Centres	N		\$232.00	initial	\$232.00	initial	\$0.00	0%		
63	3	Policy, Gaming, Licensing	Business Licence Fees	Holistic Centres	N		\$191.00	per year	\$191.00	per year	\$0.00	0%		
64	3	Policy, Gaming, Licensing	Business Licence Fees	Holistic Practitioner	N		\$191.00	per year	\$191.00	per year	\$0.00	0%		
65	3	Policy, Gaming, Licensing	Business Licence Fees	Hospitality - Food	N		\$440.00	initial	\$440.00	initial	\$0.00	0%		
66	3	Policy, Gaming, Licensing	Business Licence Fees	Hospitality - Food	N		\$341.00	per year	\$341.00	per year	\$0.00	0%		
67	3	Policy, Gaming, Licensing	Business Licence Fees	Hospitality - Food / Liquor	N		\$590.00	initial	\$590.00	initial	\$0.00	0%		
68	3	Policy, Gaming, Licensing	Business Licence Fees	Hospitality - Food / Liquor	N		\$491.00	per year	\$491.00	per year	\$0.00	0%		
69	3	Policy, Gaming, Licensing	Business Licence Fees	Hospitality - Liquor / Food	N		\$590.00	initial	\$590.00	initial	\$0.00	0%		
70	3	Policy, Gaming, Licensing	Business Licence Fees	Hospitality - Liquor / Food	N		\$491.00	per year	\$491.00	per year	\$0.00	0%		
71	3	Policy, Gaming, Licensing	Business Licence Fees	Hospitality - Lunch Counter	N		\$440.00	initial	\$440.00	initial	\$0.00	0%		
72	3	Policy, Gaming, Licensing	Business Licence Fees	Hospitality - Lunch Counter	N		\$341.00	per year	\$341.00	per year	\$0.00	0%		
73	3	Policy, Gaming, Licensing	Business Licence Fees	Licence Administrative Charge	N		\$25.00	per licence	\$25.00	per licence	\$0.00	0%		
74	3	Policy, Gaming, Licensing	Business Licence Fees	Lodging House	N		\$616.00	initial	\$616.00	initial	\$0.00	0%		
75	3	Policy, Gaming, Licensing	Business Licence Fees	Lodging House	N		\$575.00	per year	\$575.00	per year	\$0.00	0%		
76	3	Policy, Gaming, Licensing	Business Licence Fees	Mobile Food Vendor Class 1	N		\$191.00	per year	\$191.00	per year	\$0.00	0%		
77	3	Policy, Gaming, Licensing	Business Licence Fees	Mobile Food Vendor Class 2	N		\$191.00	per year	\$191.00	per year	\$0.00	0%		
78	3	Policy, Gaming, Licensing	Business Licence Fees	Mobile Food Vendor Class 3	N		\$191.00	per year	\$191.00	per year	\$0.00	0%		
79		Policy, Gaming, Licensing	Business Licence Fees	Mobile Food Vendor Class 3 (Kitchen)	N		\$341.00	per year	\$341.00	per year	\$0.00	0%		
80	3	Policy, Gaming, Licensing	Business Licence Fees	Mobile Sign Lessor	N		\$232.00	initial	\$232.00	initial	\$0.00	0%		
81	3	Policy, Gaming, Licensing	Business Licence Fees	Mobile Sign Lessor	N		\$191.00	per year	\$191.00	per year	\$0.00	0%		
82	3	Policy, Gaming, Licensing	Business Licence Fees	Mobile Vendor Agreements (all other areas)	N		\$675.00	per location	\$675.00	per location	\$0.00	0%		
83	3	Policy, Gaming, Licensing	Business Licence Fees	Mobile Vendor Agreements (Downtown Windsor Business Improvement Area)	N		\$1,000.00	per location	\$1,000.00	per location	\$0.00	0%		
84	3	Policy, Gaming, Licensing	Business Licence Fees	Old Gold Dealer	N		\$232.00	initial	\$232.00	initial	\$0.00	0%		
85	3	Policy, Gaming, Licensing	Business Licence Fees	Old Gold Dealer	N		\$191.00	per year	\$191.00	per year	\$0.00	0%		
86	3	Policy, Gaming, Licensing	Business Licence Fees	Personal Service	N		\$191.00	per year	\$191.00	per year	\$0.00	0%		

User Fees included in this schedule are approved during the annual budget process, however, are subject to change based on subsequent Council approval throughout the year.

City of Windsor
User Fee Schedule

Corporate Services - Council Services														
Ref #	Notes	Category / Division	Sub-Category / Sub-Division	Fee / Service	HST Appl.	HST Note	2023 Fee Excluding HST (Approved)		2024 Fee Excluding HST (Recommended)		Change Over Prior Year		Budget Issue Detail Report Reference	
							Cost	Unit of Measure	Cost	Unit of Measure	\$	%	Page #	Issue #
87	3	Policy, Gaming, Licensing	Business Licence Fees	Pet Shops	N		\$232.00	initial	\$232.00	initial	\$0.00	0%		
88	3	Policy, Gaming, Licensing	Business Licence Fees	Pet Shops	N		\$191.00	per year	\$191.00	per year	\$0.00	0%		
89	3	Policy, Gaming, Licensing	Business Licence Fees	Plumbing work - Contractor	N		\$232.00	initial	\$232.00	initial	\$0.00	0%		
90	3	Policy, Gaming, Licensing	Business Licence Fees	Plumbing work - Contractor	N		\$191.00	per year	\$191.00	per year	\$0.00	0%		
91	3	Policy, Gaming, Licensing	Business Licence Fees	Plumbing work - Master	N		\$191.00	per year	\$191.00	per year	\$0.00	0%		
92	3	Policy, Gaming, Licensing	Business Licence Fees	Public Hall	N		\$616.00	initial	\$616.00	initial	\$0.00	0%		
93	3	Policy, Gaming, Licensing	Business Licence Fees	Public Hall	N		\$575.00	per year	\$575.00	per year	\$0.00	0%		
94	3	Policy, Gaming, Licensing	Business Licence Fees	Public Parking Lot	N		\$191.00	per year	\$191.00	per year	\$0.00	0%		
95	3	Policy, Gaming, Licensing	Business Licence Fees	Public Parking Lot	N		\$232.00	initial	\$232.00	initial	\$0.00	0%		
96	3	Policy, Gaming, Licensing	Business Licence Fees	Retail / Resale	N		\$232.00	initial	\$232.00	initial	\$0.00	0%		
97	3	Policy, Gaming, Licensing	Business Licence Fees	Retail / Resale	N		\$191.00	per year	\$191.00	per year	\$0.00	0%		
98		Policy, Gaming, Licensing	Business Licence Fees	Residential Rental	N		\$466.00	initial	\$466.00	initial	\$0.00	0%		
99		Policy, Gaming, Licensing	Business Licence Fees	Residential Rental	N		\$275.00	per year	\$275.00	per year	\$0.00	0%		
100	3	Policy, Gaming, Licensing	Business Licence Fees	Salvage Yards	N		\$290.00	initial	\$290.00	initial	\$0.00	0%		
101	3	Policy, Gaming, Licensing	Business Licence Fees	Salvage Yards	N		\$249.00	per year	\$249.00	per year	\$0.00	0%		
102	3	Policy, Gaming, Licensing	Business Licence Fees	Special Sales	N		\$191.00	per year	\$191.00	per year	\$0.00	0%		
103	3	Policy, Gaming, Licensing	Business Licence Fees	Standard Letter	N		\$25.00	per letter	\$25.00	per letter	\$0.00	0%		
104	3	Policy, Gaming, Licensing	Business Licence Fees	Tobacconist	N		\$232.00	initial	\$232.00	initial	\$0.00	0%		
105	3	Policy, Gaming, Licensing	Business Licence Fees	Tobacconist	N		\$191.00	per year	\$191.00	per year	\$0.00	0%		
106		Policy, Gaming, Licensing	Bylaw Enforcement	Dirty Yard Administrative Fee	N		\$215.00	per hour	\$215.00	per hour	\$0.00	0%		
107		Policy, Gaming, Licensing	Bylaw Enforcement	Dirty Yard Work Order	N		\$215.00	per request	\$215.00	per request	\$0.00	0%		
108		Policy, Gaming, Licensing	Bylaw Enforcement	Reinspection Related to Regulatory Bylaws and City Issued Licenses	N		\$215.00	per site visit	\$215.00	per site visit	\$0.00	0%		
109		Policy, Gaming, Licensing	Council Services	Zoning By-Law 3072 Text	N		\$50.00	per copy	\$50.00	per copy	\$0.00	0%		
110		Policy, Gaming, Licensing	Council Services	Zoning By-Law 85-15	N		\$50.00	per copy	\$50.00	per copy	\$0.00	0%		
111		Policy, Gaming, Licensing	Council Services	Zoning By-Law 8600 Text	N		\$50.00	per copy	\$50.00	per copy	\$0.00	0%		
112		Policy, Gaming, Licensing	Council Services	Zoning By-Law Subscription Plan	N		\$100.00	per year	\$100.00	per year	\$0.00	0%		
113		Policy, Gaming, Licensing	Dog Licence	1st ,2nd and 3rd Dog - Spayed/Neutered (Purchase prior to Feb 1)	N		\$17.00	per tag	\$17.00	per tag	\$0.00	0%		
114		Policy, Gaming, Licensing	Dog Licence	1st Restricted Dog (Purchase Feb - June)	N		\$112.00	per tag	\$0.00	per tag	(\$112.00)	(100%)		2024-0287
115		Policy, Gaming, Licensing	Dog Licence	1st Restricted Dog (Purchase July to Dec)	N		\$139.00	per tag	\$0.00	per tag	(\$139.00)	(100%)		2024-0287
116		Policy, Gaming, Licensing	Dog Licence	1st Restricted Dog (Purchase prior to Feb 1)	N		\$102.00	per tag	\$0.00	per tag	(\$102.00)	(100%)		2024-0287
117		Policy, Gaming, Licensing	Dog Licence	1st, 2nd and 3rd Dog - Spayed/Neutered (Purchase Feb - June)	N		\$32.00	per tag	\$32.00	per tag	\$0.00	0%		
118		Policy, Gaming, Licensing	Dog Licence	1st, 2nd and 3rd Dog - Spayed/Neutered (Purchase July to Dec)	N		\$47.00	per tag	\$47.00	per tag	\$0.00	0%		
119		Policy, Gaming, Licensing	Dog Licence	1st, 2nd and 3rd Dog - Unaltered (Purchase Feb - June)	N		\$66.00	per tag	\$66.00	per tag	\$0.00	0%		
120		Policy, Gaming, Licensing	Dog Licence	1st, 2nd and 3rd Dog - Unaltered (Purchase July to Dec)	N		\$98.00	per tag	\$98.00	per tag	\$0.00	0%		
121		Policy, Gaming, Licensing	Dog Licence	1st, 2nd and 3rd Dog- Unaltered (Purchase prior to Feb 1)	N		\$34.00	per tag	\$34.00	per tag	\$0.00	0%		
122		Policy, Gaming, Licensing	Dog Licence	2nd Restricted Dog (Purchase Feb - June)	N		\$139.50	per tag	\$0.00	per tag	(\$139.50)	(100%)		2024-0287
123		Policy, Gaming, Licensing	Dog Licence	2nd Restricted Dog (Purchase July to Dec)	N		\$167.00	per tag	\$0.00	per tag	(\$167.00)	(100%)		2024-0287

User Fees included in this schedule are approved during the annual budget process, however, are subject to change based on subsequent Council approval throughout the year.

City of Windsor
User Fee Schedule

Corporate Services - Council Services														
Ref #	Notes	Category / Division	Sub-Category / Sub-Division	Fee / Service	HST Appl.	HST Note	2023 Fee Excluding HST (Approved)		2024 Fee Excluding HST (Recommended)		Change Over Prior Year		Budget Issue Detail Report Reference	
							Cost	Unit of Measure	Cost	Unit of Measure	\$	%	Page #	Issue #
124		Policy, Gaming, Licensing	Dog Licence	2nd Restricted Dog (Purchase prior to Feb 1)	N		\$127.00	per tag	\$0.00	per tag	(\$127.00)	(100%)		2024-0287
125		Policy, Gaming, Licensing	Lottery Licences	Lottery Licensing- Break Open Tickets and Raffles	N		3% of prizeboard	per licence	3% of prizeboard	per licence	n/a	n/a		
126	4	Policy, Gaming, Licensing	Lottery Licences	Lottery Licensing- Traditional Bingo Hall	N		\$165.00	per event	\$165.00	per event	\$0.00	0%		
127	2	Policy, Gaming, Licensing	Public Vehicle Licensing Fees: Livery Vehicle	Driver License	N		\$110.00	per year	\$110.00	per year	\$0.00	0%		
128	2	Policy, Gaming, Licensing	Public Vehicle Licensing Fees: Livery Vehicle	Photo ID card	Y	1	\$15.00	per year	\$15.00	per year	\$0.00	0%		
129	2	Policy, Gaming, Licensing	Public Vehicle Licensing Fees: Livery Vehicle	Plate Holder Licence - Motorized	N		\$180.00	per year	\$180.00	per year	\$0.00	0%		
130	2	Policy, Gaming, Licensing	Public Vehicle Licensing Fees: Livery Vehicle	Plate Holder Licence - Muscular	N		\$70.00	per year	\$70.00	per year	\$0.00	0%		
131	2	Policy, Gaming, Licensing	Public Vehicle Licensing Fees: Livery Vehicle	Replacement Photo ID card	Y	1	\$25.00	per occurrence	\$25.00	per occurrence	\$0.00	0%		
132	2	Policy, Gaming, Licensing	Public Vehicle Licensing Fees: Livery Vehicle	Transfer from Vehicle to Vehicle	N		\$70.00	per occurrence	\$70.00	per occurrence	\$0.00	0%		
133	2	Policy, Gaming, Licensing	Public Vehicle Licensing Fees: Livery Vehicle	Vehicle Re-inspection	N		\$60.00	per occurrence	\$60.00	per occurrence	\$0.00	0%		
134		Policy, Gaming, Licensing	Public Vehicle Licensing Fees: Taxicab	Broker	N		\$60.00	per vehicle	\$60.00	per vehicle	\$0.00	0%		
135		Policy, Gaming, Licensing	Public Vehicle Licensing Fees: Taxicab	Driver Licence	N		\$110.00	per year	\$110.00	per year	\$0.00	0%		
136		Policy, Gaming, Licensing	Public Vehicle Licensing Fees: Taxicab	Driver's List	N		\$30.00	per year	\$30.00	per year	\$0.00	0%		
137		Policy, Gaming, Licensing	Public Vehicle Licensing Fees: Taxicab	Filing of leases	N		\$30.00	per occurrence	\$30.00	per occurrence	\$0.00	0%		
138		Policy, Gaming, Licensing	Public Vehicle Licensing Fees: Taxicab	Photo ID card	Y	1	\$15.00	per issuance	\$15.00	per issuance	\$0.00	0%		
139		Policy, Gaming, Licensing	Public Vehicle Licensing Fees: Taxicab	Plate Holder Licence	N		\$400.00	per year	\$400.00	per year	\$0.00	0%		
140		Policy, Gaming, Licensing	Public Vehicle Licensing Fees: Taxicab	Replacement Photo ID card	Y	1	\$25.00	per occurrence	\$25.00	per occurrence	\$0.00	0%		
141		Policy, Gaming, Licensing	Public Vehicle Licensing Fees: Taxicab	Transfer from Plate Holder to Plate Holder	N		\$400.00	per occurrence	\$400.00	per occurrence	\$0.00	0%		
142		Policy, Gaming, Licensing	Public Vehicle Licensing Fees: Taxicab	Transfer from Vehicle to Vehicle	N		\$70.00	per occurrence	\$70.00	per occurrence	\$0.00	0%		
143		Policy, Gaming, Licensing	Public Vehicle Licensing Fees: Taxicab	Uber Annual Licensing Fee - 1-100 Transportation Network Company Vehicles	N		\$5,000.00	per year	\$5,000.00	per year	\$0.00	0%		
144		Policy, Gaming, Licensing	Public Vehicle Licensing Fees: Taxicab	Uber Annual Licensing Fee - 101-250 Transportation Network Company Vehicles	N		\$7,500.00	per year	\$7,500.00	per year	\$0.00	0%		

User Fees included in this schedule are approved during the annual budget process, however, are subject to change based on subsequent Council approval throughout the year.

City of Windsor
User Fee Schedule

Corporate Services - Council Services														
Ref #	Notes	Category / Division	Sub-Category / Sub-Division	Fee / Service	HST Appl.	HST Note	2023 Fee Excluding HST (Approved)		2024 Fee Excluding HST (Recommended)		Change Over Prior Year		Budget Issue Detail Report Reference	
							Cost	Unit of Measure	Cost	Unit of Measure	\$	%	Page #	Issue #
145		Policy, Gaming, Licensing	Public Vehicle Licensing Fees: Taxicab	Uber Annual Licensing Fee - 251-500 Transportation Network Company Vehicles	N		\$15,000.00	per year	\$15,000.00	per year	\$0.00	0%		
146		Policy, Gaming, Licensing	Public Vehicle Licensing Fees: Taxicab	Uber Annual Licensing Fee - 501-750 Transportation Network Company Vehicles	N		\$20,000.00	per year	\$20,000.00	per year	\$0.00	0%		
147		Policy, Gaming, Licensing	Public Vehicle Licensing Fees: Taxicab	Uber Annual Licensing Fee - 751-1000 Transportation Network Company Vehicles	N		\$25,000.00	per year	\$25,000.00	per year	\$0.00	0%		
148		Policy, Gaming, Licensing	Public Vehicle Licensing Fees: Taxicab	Uber Annual Licensing Fee - 1001 plus Transportation Network Company Vehicles	N		\$30,000.00	per year	\$30,000.00	per year	\$0.00	0%		
149		Policy, Gaming, Licensing	Public Vehicle Licensing Fees: Taxicab	Uber Trip Fees	N		\$0.11	per trip	\$0.11	per trip	\$0.00	0%		
150		Policy, Gaming, Licensing	Public Vehicle Licensing Fees: Taxicab	Vehicle Re-inspection	N		\$60.00	per occurrence	\$60.00	per occurrence	\$0.00	0%		
151		Policy, Gaming, Licensing	Public Vehicle Licensing Fees: Towing	Each Driver	N		\$20.00	per year	\$0.00	per year	(\$20.00)	(100%)		2024-0287
152		Policy, Gaming, Licensing	Public Vehicle Licensing Fees: Towing	Each Vehicle	N		\$52.00	per year	\$0.00	per year	(\$52.00)	(100%)		2024-0287
153		Policy, Gaming, Licensing	Public Vehicle Licensing Fees: Towing	Owner	N		\$105.00	per year	\$0.00	per year	(\$105.00)	(100%)		2024-0287
154		Policy, Gaming, Licensing	Public Vehicle Licensing Fees: Towing	Photo ID card	Y	1	\$15.00	per year	\$0.00	per year	(\$15.00)	(100%)		2024-0287
155		Policy, Gaming, Licensing	Public Vehicle Licensing Fees: Towing	Replacement Photo ID card	Y	1	\$25.00	per occurrence	\$0.00	per occurrence	(\$25.00)	(100%)		2024-0287
Notes:														
1	Fees are established through regulation 832 of the Municipal Freedom of Information Protection and Privacy Act. Note other fees may apply as per MFIPPA.													
2	By-Law 137-2007 Schedule 2 approved by Council in 2007.													
3	The entire Business Licence Fee Schedule was last approved by Council in 2005. The Fire Inspection Fee increase was approved during the 2015 Operating Budget Process.													
4	E-bingo will yield 3.0% of Net Gaming Win each quarter as per the Standard Agreement between the City of Windsor and the Ontario Lottery and Gaming Corporation.													
	There is a \$2.00 service fee for any of the above on-line transactions and a \$3.00 service fee for any over-the-counter transactions including fax and mail-in options exclusive of Business, Lottery and Dog Licenses.													
HST Notes:														
1	Unless incidental to exempt supply.													

City of Windsor
User Fee Schedule

Corporate Services - Human Resources & Employee Relations														
Ref #	Notes	Category / Division	Sub-Category / Sub-Division	Fee / Service	HST Appl.	HST Notes	2023 Fee Excluding HST (Approved)		2024 Fee Excluding HST (Recommended)		Change Over Prior Year		Budget Issue Detail Report Reference	
							Cost	Unit of Measure	Cost	Unit of Measure	\$	%	Page #	Issue #
1		Human Resources	Human Resources Administration	Corporate ID Badges	Y		\$10.00	per badge	\$10.00	per badge	\$0.00	0%		
2		Human Resources	Human Resources Administration	Photocopy Fee	Y		\$2.00	1st page	\$2.00	1st page	\$0.00	0%		
3		Human Resources	Human Resources Administration	Photocopy Fee	Y		\$0.30	per additional page	\$0.30	per additional page	\$0.00	0%		
4	2	Human Resources	Recruitment	Firefighter Recruitment - Administrative Fee	Y		\$41.33	per applicant	\$41.33	per applicant	\$0.00	0%		
5	1	Human Resources	Recruitment	Firefighter Recruitment - Miscellaneous Fees may be applicable (police clearance, educational documents and fitness certificate).	Y		\$0.00	per applicant	\$0.00	per applicant	\$0.00	n/a		
6		Human Resources	Employee Relations	Photocopy Fee	N		\$2.00	1st page	\$2.00	1st page	\$0.00	0%		
7		Human Resources	Employee Relations	Photocopy Fee	N		\$0.30	per additional page	\$0.30	per additional page	\$0.00	0%		
Notes:														
1	The Miscellaneous fees are not collected by the Corporation of the City of Windsor.													
2	Per Council Resolution CR107/2011 Human Resources can alter the Firefighter recruitment process and change the Fee Structure.													

City of Windsor
User Fee Schedule

Corporate Services - Information Technology														
Ref #	Notes	Category / Division	Sub-Category / Sub-Division	Fee / Service	HST Appl.	HST Notes	2023 Fee Excluding HST (Approved)		2024 Fee Excluding HST (Recommended)		Change Over Prior Year		Budget Issue Detail Report Reference	
							Cost	Unit of Measure	Cost	Unit of Measure	\$	%	Page #	Issue #
1		Project Management & Applications		Business Licenses (Animal) On-Line Transaction Fee	N		\$0.00	On-Line Transaction	\$0.00	On-Line Transaction	\$0.00	n/a		
2		Project Management & Applications		Construction Heating Permit On-Line Transaction Fee	N		\$0.00	On-Line Transaction	\$0.00	On-Line Transaction	\$0.00	n/a		
3		Project Management & Applications		Construction Plumbing Permit On-Line Transaction Fee	N		\$0.00	On-Line Transaction	\$0.00	On-Line Transaction	\$0.00	n/a		
4		Project Management & Applications		Construction Sewer Permit On-Line Transaction Fee	N		\$0.00	On-Line Transaction	\$0.00	On-Line Transaction	\$0.00	n/a		
5		Project Management & Applications		External Tax Inquiry (ETI) On-Line Transaction Fee	Y		\$10.00	On-Line Transaction	\$10.00	On-Line Transaction	\$0.00	0%		
		There is a \$2.00 service fee for any of the above on-line transactions and a \$3.00 service fee for any over-the-counter transactions including fax and mail-in options exclusive of Business, Lottery and Dog Licenses. (2016 - Moved to Planning & Building Department)												
		There is a \$3.00 (per Public Works Permit) service fee for any over-the-counter transactions including fax and mail-in options. (2016 - Moved to Public Works Department)												

User Fees included in this schedule are approved during the annual budget process, however, are subject to change based on subsequent Council approval throughout the year.

City of Windsor
User Fee Schedule

Corporate Services - POA, Purchasing, Risk Management														
Ref #	Notes	Category / Division	Sub-Category / Sub-Division	Fee / Service	HST Appl.	HST Notes	2023 Fee Excluding HST (Approved)		2024 Fee Excluding HST (Recommended)		Change Over Prior Year		Budget Issue Detail Report Reference	
							Cost	Unit of Measure	Cost	Unit of Measure	\$	%	Page #	Issue #
1		Provincial Offences	Provincial Offences	Copies of documents - not requiring certification	N		\$5.00	per document	\$5.00	per document	\$0.00	0%		
2		Provincial Offences	Provincial Offences	Copies of documents - requiring certification	N		\$10.00	per certification	\$10.00	per certification	\$0.00	0%		
3	2	Provincial Offences	Provincial Offences	minimum charge per transcript ordered	N		\$50.00	per transcript	\$60.00	per transcript	\$10.00	20%		2024-0029
4	2	Provincial Offences	Provincial Offences	non-appeal transcripts - first copy, per page	N		\$5.00	per page	\$7.10	per page	\$2.10	42%		2024-0029
5	2	Provincial Offences	Provincial Offences	non-appeal transcripts -additional copies, per page	N		\$1.00	per page	\$1.00	per page	\$0.00	0%		
6	2	Provincial Offences	Provincial Offences	other appeal transcripts - additional copies, per page	N		\$0.55	per page	\$0.80	per page	\$0.25	45%		Legislated (O. Reg. 145/22)
7	2	Provincial Offences	Provincial Offences	other appeal transcripts - first copy, per page	N		\$3.20	per page	\$7.10	per page	\$3.90	122%		Legislated (O. Reg. 145/22)
8		Provincial Offences	Provincial Offences	Record of Conviction	N		\$25.00	per record	\$25.00	per record	\$0.00	0%		
9		Provincial Offences	Provincial Offences	Retrieval from storage of Court file	N		\$50.00	per file	\$50.00	per file	\$0.00	0%		
10		Provincial Offences	Provincial Offences	Search Request	N		\$50.00	per search	\$50.00	per search	\$0.00	0%		
11		Provincial Offences	Provincial Offences	Sign Default Certificate	N		\$25.00	per certificate	\$25.00	per certificate	\$0.00	0%		
12	2	Provincial Offences	Provincial Offences	single copy for purpose of reproduction in appeal to Court of Appeal	N		\$3.75	per page	\$3.75	per page	\$0.00	0%		
13		Provincial Offences	Provincial Offences	Collection Fee for fines/cases that have gone into default	N		\$35.00	per case	\$35.00	per case	\$0.00	0%		
14	2	Provincial Offences	Provincial Offences	Transcripts:	N									
15		Purchasing	Purchasing	Deposit Fee for Tender/Proposal - Electronic Documents	N		\$25.00	per deposit	\$25.00	per deposit	\$0.00	0%		
16	1	Purchasing	Purchasing	Deposit Fee for Tender/Proposal over \$5,000,000	N		\$100.00	per deposit	\$25.00	per deposit	(\$75.00)	(75%)		2024-0029
17	1	Purchasing	Purchasing	Deposit Fee for Tender/Proposal valued b/t \$1,000,000 and \$5,000,000	N		\$75.00	per deposit	\$25.00	per deposit	(\$50.00)	(67%)		2024-0029
18	1	Purchasing	Purchasing	Deposit Fee for Tender/Proposal valued b/t \$100,000 and \$1,000,000	N		\$50.00	per deposit	\$25.00	per deposit	(\$25.00)	(50%)		2024-0029
19	1	Purchasing	Purchasing	Deposit Fee for Tender/Proposal valued b/t \$50,000 and \$100,000	N		\$25.00	per deposit	\$25.00	per deposit	\$0.00	0%		
Notes:														
1		The deposit fee amounts are not policy, but rather guidelines used to charge vendors. As each tender has different requirements												
2		All transcript orders are subject to prepayment in full based on Court Monitor's estimate												

City of Windsor
User Fee Schedule

Economic Development - Building Services														
Ref #	Notes	Category / Division	Sub-Category / Sub-Division	Fee / Service	HST Appl.	HST Notes	2023 Fee Excluding HST (Approved)		2024 Fee Excluding HST (Recommended)		Change Over Prior Year		Budget Issue Detail Report Reference	
							Cost	Unit of Measure	Cost	Unit of Measure	\$	%	Page #	Issue #
1		Building	Building Enforcement	Building Inspection Fee for license	Y		\$100.00	per license	\$100.00	per license	\$0.00	0%		
2		Building	Building Enforcement	Inspection Associated with Private Subsidized Housing (if < 32 units)	N		\$87.00	per premise	\$87.00	per premise	\$0.00	0%		
3		Building	Building Enforcement	Inspection Associated with Private Subsidized Housing (if > 32 < 62 units)	N		\$145.00	per premise	\$145.00	per premise	\$0.00	0%		
4		Building	Building Enforcement	Inspection Associated with Private Subsidized Housing (if 62 + units)	N		\$203.50	per premise	\$203.50	per premise	\$0.00	0%		
		Building	Building Enforcement	Proposed Cumulative Staged Inspection Fees for Building Conditions & Property Standards (by-law 9-2019), Zoning (by-law 8600) and Pools (160-2010)/Fence (170-2012) Enforcement files:	N									
5		Building	Building Enforcement	Stage 1 - Investigation with resulting Order	N		\$325.00	per file	\$335.00	per file	\$10.00	3%		2024-0165
6		Building	Building Enforcement	Stage 2 - Not in compliance - Final Warning Letter (FWL)	N		\$150.00	per file	\$155.00	per file	\$5.00	3%		2024-0165
7		Building	Building Enforcement	Stage 3 - Not in compliance - Court Charge	N		\$300.00	per file	\$310.00	per file	\$10.00	3%		2024-0165
8		Building	Building Enforcement	Stage 4 - Court follow-up inspections until complete resolution	N		\$180.00	per file	\$185.00	per file	\$5.00	3%		2024-0165
		Building	Building Enforcement	Proposed Cumulative Staged Inspection Fees for Site Plan Control, Vital Services, By Law orders and Sign orders	N									
9		Building	Building Enforcement	Stage 1 - Investigation with resulting Order	N		\$325.00	per file	\$335.00	per file	\$10.00	3%		2024-0165
10		Building	Building Enforcement	Stage 2 - Not in compliance - Final Warning Letter (FWL)	N		\$150.00	per file	\$155.00	per file	\$5.00	3%		2024-0165
11		Building	Building Enforcement	Stage 3 - Not in compliance - Court Charge	N		\$300.00	per file	\$310.00	per file	\$10.00	3%		2024-0165
12		Building	Building Enforcement	Stage 4 - Court follow-up inspections until complete resolution	N		\$180.00	per file	\$185.00	per file	\$5.00	3%		2024-0165
		Building	Building Enforcement	Proposed Cumulative Staged Inspection Fees for Vacant Buildings, Building Conditions & Property Standards (by-law 9-2019)	N									
13		Building	Building Enforcement	Stage 1 - Investigation with resulting Order	N		\$700.00	per file	\$720.00	per file	\$20.00	3%		2024-0165
14		Building	Building Enforcement	Stage 2 - Not in compliance - Final Warning Letter (FWL)	N		\$150.00	per file	\$155.00	per file	\$5.00	3%		2024-0165
15		Building	Building Enforcement	Stage 3 - Not in compliance - Court Charge	N		\$300.00	per file	\$310.00	per file	\$10.00	3%		2024-0165
16		Building	Building Enforcement	Stage 4 - Court follow-up inspections until complete resolution	N		\$180.00	per file	\$185.00	per file	\$5.00	3%		2024-0165
17		Building	Interest Charges	By-Law 1/2021 - Deferred Rates Interest Payable without a Letter of Credit	N		0.00%	Annual Interest Rate Applied to Development Charges	0.00%	Annual Interest Rate Applied to Development Charges	\$0.00	n/a		
18		Building	Interest Charges	By-Law 1/2021 - "Deferred" Development Charge Interest. Due to Bill 23 the interest rate is determined on a quarterly basis using Prime +1% as of January 15th, April 15th, July 15th and October 15th	N		Prime + 1%	Interest Rate Applied to Development Charges Determined on a Quarterly Basis	Prime + 1%	Interest Rate Applied to Development Charges Determined on a Quarterly Basis	n/a	n/a		
19		Building	Interest Charges	By-Law 1/2021 - "Frozen" Development Charge Interest Payable. Due to Bill 23 the interest rate is determined on a quarterly basis using Prime +1% as of January 15th, April 15th, July 15th and October 15th	N		Prime + 1%	Interest Rate Applied to Development Charges Determined on a Quarterly Basis	Prime + 1%	Interest Rate Applied to Development Charges Determined on a Quarterly Basis	n/a	n/a		
20		Building	Permit/Policy & Regulatory Services	Building Permit Indemnity Fee (Refundable)	N		\$50.00	per metre of property frontage	\$50.00	per metre of property frontage	\$0.00	0%		
21		Building	Permit/Policy & Regulatory Services	Fill Permit Fee	N		\$55.00	minimum fee	\$55.00	minimum fee	\$0.00	0%		

User Fees included in this schedule are approved during the annual budget process, however, are subject to change based on subsequent Council approval throughout the year.

City of Windsor
User Fee Schedule

Economic Development - Building Services														
Ref #	Notes	Category / Division	Sub-Category / Sub-Division	Fee / Service	HST Appl.	HST Notes	2023 Fee Excluding HST (Approved)		2024 Fee Excluding HST (Recommended)		Change Over Prior Year		Budget Issue Detail Report Reference	
							Cost	Unit of Measure	Cost	Unit of Measure	\$	%	Page #	Issue #
22		Building	Permit/Policy & Regulatory Services	Fill Permit Fee	N		\$55.00	plus \$0.05/sq. meter from 500 sq. metres to 1000 sq. metres	\$55.00	plus \$0.05/sq. meter from 500 sq. metres to 1000 sq. metres	\$0.00	0%		
23		Building	Permit/Policy & Regulatory Services	Fill Permit Fee	N		\$55.00	plus \$0.03/sq. meter greater than 1000 sq. metres	\$55.00	plus \$0.03/sq. meter greater than 1000 sq. metres	\$0.00	0%		
24		Building	Permit/Policy & Regulatory Services	Liquor Clearance Letter Fee (existing fee but omitted from Building fee schedule previously)	N		\$55.00	per application	\$55.00	per application	\$0.00	0%		
25		Building	Permit/Policy & Regulatory Services	Liquor Clearance Letter Inspection Fee	Y		\$100.00	per application	\$100.00	per application	\$0.00	0%		
26		Building	Permit/Policy & Regulatory Services	Plumbing fixture (new or replacement) - Non-Residential	N		\$35.00	per fixture unit (application to all non residential permit types)	\$35.00	per fixture unit (application to all non residential permit types)	\$0.00	0%		
27		Building	Permit/Policy & Regulatory Services	Plumbing fixture (new or replacement) - Residential	N		\$35.00	per fixture unit (applicable on residential alteration permits)	\$35.00	per fixture unit (applicable on residential alteration permits)	\$0.00	0%		
28		Building	Permit/Policy & Regulatory Services	Portable Sign Fee (A-Frame Sign)	N		\$40.00	per sign	\$40.00	per sign	\$0.00	0%		
29		Building	Permit/Policy & Regulatory Services	Portable Sign Fee (Banner Flag Sign)	N		\$20.00	per sign	\$20.00	per sign	\$0.00	0%		
30		Building	Permit/Policy & Regulatory Services	Portable Sign Fee (Banner Sign)	N		\$20.00	per sign	\$20.00	per sign	\$0.00	0%		
31		Building	Permit/Policy & Regulatory Services	Portable Sign Fee (Community Event Sign - A-Frame, Banner, Ground)	N		\$10.00	per sign	\$10.00	per sign	\$0.00	0%		
32		Building	Permit/Policy & Regulatory Services	Portable Sign Fee (Community Event Sign - Inflatable, Mobile)	N		\$20.00	per sign	\$20.00	per sign	\$0.00	0%		
33		Building	Permit/Policy & Regulatory Services	Portable Sign Fee (Congratulatory Sign)	N	not required when displayed for less than 72 hours		per sign	not required when displayed for less than 72 hours	per sign	n/a	n/a		
34		Building	Permit/Policy & Regulatory Services	Portable Sign Fee (Construction Site Sign)	N		\$4.00	per sq. metre of the total sign area (minimum \$75.00)	\$4.00	per sq. metre of the total sign area (minimum \$75.00)	\$0.00	0%		
35		Building	Permit/Policy & Regulatory Services	Portable Sign Fee (Development Project Sign - renewal)	N		\$50.00	per sign for an additional 2 years	\$50.00	per sign for an additional 2 years	\$0.00	0%		
36		Building	Permit/Policy & Regulatory Services	Portable Sign Fee (Development Project Sign)	N		\$4.00	per sq. metre of the total sign area (minimum \$75.00)	\$4.00	per sq. metre of the total sign area (minimum \$75.00)	\$0.00	0%		
37		Building	Permit/Policy & Regulatory Services	Portable Sign Fee (Election Sign)	N		not required	per sign	not required	per sign	n/a	n/a		
38		Building	Permit/Policy & Regulatory Services	Portable Sign Fee (Inflatable sign - Group 1 & 2 Residential Uses)	N	not required when displayed for less than 72 hours		per sign	not required when displayed for less than 72 hours	per sign	n/a	n/a		
39		Building	Permit/Policy & Regulatory Services	Portable Sign Fee (Inflatable sign - Group 3 & 4 Residential Uses)	N		\$50.00	per sign	\$50.00	per sign	\$0.00	0%		

User Fees included in this schedule are approved during the annual budget process, however, are subject to change based on subsequent Council approval throughout the year.

City of Windsor
User Fee Schedule

Economic Development - Building Services														
Ref #	Notes	Category / Division	Sub-Category / Sub-Division	Fee / Service	HST Appl.	HST Notes	2023 Fee Excluding HST (Approved)		2024 Fee Excluding HST (Recommended)		Change Over Prior Year		Budget Issue Detail Report Reference	
							Cost	Unit of Measure	Cost	Unit of Measure	\$	%	Page #	Issue #
40		Building	Permit/Policy & Regulatory Services	Portable Sign Fee (Mobile Sign)	N		\$55.00	\$2 per calendar day for the first 10 days minimum \$20. \$1 per calendar day for subsequent day up to a maximum of	\$55.00	\$2 per calendar day for the first 10 days minimum \$20. \$1 per calendar day for subsequent day up to a maximum of	\$0.00	0%		
41		Building	Permit/Policy & Regulatory Services	Portable Sign Fee (Real Estate Sign)	N		\$20.00	for each sign with face area of 1 sq. metre or greater per sign	\$20.00	for each sign with face area of 1 sq. metre or greater per sign	\$0.00	0%		
42		Building	Permit/Policy & Regulatory Services	Sign Permit - (permits for signs encroaching on public property)	N		Double the standard fee	per permit	Double the standard fee	per permit	n/a	n/a		
43		Building	Permit/Policy & Regulatory Services	Sign Permit - (permits for signs erected or displayed prior to obtaining a sign permit)	N		Triple the standard fee	per permit	Triple the standard fee	per permit	n/a	n/a		
44		Building	Permit/Policy & Regulatory Services	Sign Permit - Maintenance Fee	N		\$75.00	per reconstruction of an existing permanent sign	\$75.00	per reconstruction of an existing permanent sign	\$0.00	0%		
45		Building	Permit/Policy & Regulatory Services	Sign Permit Fee (awning, billboard, canopy, fascia wall, ground, projecting wall)	N		\$4.00	per sq. metre of the total sign area (minimum \$75.00)	\$4.00	per sq. metre of the total sign area (minimum \$75.00)	\$0.00	0%		
46		Building	Permit/Policy & Regulatory Services	Sign Permit Fee (light standard sign)	N		\$20.00	per light standard sign	\$20.00	per light standard sign	\$0.00	0%		
47		Building	Permit/Policy & Regulatory Services	Sign Permit Fee (renewal for additional 6 months)	N		\$50.00	per renewal	\$50.00	per renewal	\$0.00	0%		
48		Building	Permit/Policy & Regulatory Services	Sign Permit Fee (window sign - illuminated)	N		\$20.00	per illuminated sign	\$20.00	per illuminated sign	\$0.00	0%		
49		Building	Permit/Policy & Regulatory Services	Signs - Disposal Charge for Unlawful Permanent Sign	N		Actual disposal cost	per disposal	Actual disposal cost	per disposal	n/a	n/a		
50		Building	Permit/Policy & Regulatory Services	Signs - Disposal Charge for Unlawful Temporary Sign	N		Actual disposal cost	per disposal	Actual disposal cost	per disposal	n/a	n/a		
51		Building	Permit/Policy & Regulatory Services	Signs - Removal of Unlawful Permanent Sign	N		\$200.00	per sign or actual cost of removal (whichever is greater)	\$200.00	per sign or actual cost of removal (whichever is greater)	\$0.00	0%		
52		Building	Permit/Policy & Regulatory Services	Signs - Removal of Unlawful Temporary Sign	N		\$50.00	per sign or actual cost of removal (whichever is greater)	\$50.00	per sign or actual cost of removal (whichever is greater)	\$0.00	0%		
53		Building	Permit/Policy & Regulatory Services	Signs - Storage Charge for Unlawful Permanent Sign	N		\$20.00	per day or \$2.00/sq. metre of face area per day, whichever is greater	\$20.00	per day or \$2.00/sq. metre of face area per day, whichever is greater	\$0.00	0%		
54		Building	Permit/Policy & Regulatory Services	Signs - Storage Charge for Unlawful Temporary Sign	N		\$5.00	per day or \$0.50/sq. metre of face area per day, whichever is greater	\$5.00	per day or \$0.50/sq. metre of face area per day, whichever is greater	\$0.00	0%		

User Fees included in this schedule are approved during the annual budget process, however, are subject to change based on subsequent Council approval throughout the year.

City of Windsor
User Fee Schedule

Economic Development - Building Services														
Ref #	Notes	Category / Division	Sub-Category / Sub-Division	Fee / Service	HST Appl.	HST Notes	2023 Fee Excluding HST (Approved)		2024 Fee Excluding HST (Recommended)		Change Over Prior Year		Budget Issue Detail Report Reference	
							Cost	Unit of Measure	Cost	Unit of Measure	\$	%	Page #	Issue #
55		Building	Permit/Policy & Regulatory Services	Temporary Patio Application	Y		\$0.00	per application	\$220.00	per application	\$220.00	New		2024-0151
Notes:														
1	GIS surcharge Applicable per application													
	There is a \$3.00 service fee for on-line transactions.													

City of Windsor
User Fee Schedule

Economic Development - Planning & Development														
Ref #	Notes	Category / Division	Sub-Category / Sub-Division	Fee / Service	HST Appl.	HST Notes	2023 Fee Excluding HST (Approved)		2024 Fee Excluding HST (Recommended)		Change Over Prior Year		Budget Issue Detail Report Reference	
							Cost	Unit of Measure	Cost	Unit of Measure	\$	%	Page #	Issue #
1		Admin. - Planning	Copies	11" x 17"	Y		\$1.05	each additional page	\$1.05	each additional page	\$0.00	0%		
2		Admin. - Planning	Copies	high toner coverage	Y		\$0.50	each additional page	\$0.50	each additional page	\$0.00	0%		
3		Admin. - Planning	Copies	Light toner coverage	Y		\$0.30	each additional page	\$0.30	each additional page	\$0.00	0%		
4		Admin. - Planning	Copies	medium toner coverage	Y		\$0.40	each additional page	\$0.40	each additional page	\$0.00	0%		
5		Admin. - Planning	Copies	Xeroxing - per page black & white copies	Y		\$2.35	1st page	\$2.35	1st page	\$0.00	0%		
6		Admin. - Planning	Copies	Xeroxing - per page colour copies	Y		\$2.35	1st page	\$2.35	1st page	\$0.00	0%		
7		Admin. - Planning	Maps	Residential Activity Map - full set (16)	Y		\$245.00	per set	\$245.00	per set	\$0.00	0%		
8		Admin. - Planning	Maps	Residential Activity Map - single	Y		\$11.50	per map	\$11.50	per map	\$0.00	0%		
9		Admin. - Planning	Publications	City Centre West CIP (colour)	Y		\$50.00	per plan	\$50.00	per plan	\$0.00	0%		
10		Admin. - Planning	Publications	Windsor SEEN	Y		NO CHARGE	per publication	NO CHARGE	per publication	n/a	n/a		
11		Development	Committee of Adjustment	Committee of Adjustment Decision Letter	N		\$9.30	each	\$9.30	each	\$0.00	0%		
12		Development	Committee of Adjustment	ERCA Consents & Minor Variance Processed Together	N		\$250.00	each	\$250.00	each	\$0.00	0%		
13		Development	Committee of Adjustment	ERCA Development Review Fees for Consents	N		\$200.00	each	\$200.00	each	\$0.00	0%		
14		Development	Committee of Adjustment	ERCA Development Review Fees for Minor Variances	N		\$115.00	each	\$115.00	each	\$0.00	0%		
15		Development	Development Review Services	Any New Street Address to Existing Street	Y		\$360.00	per address	\$360.00	per address	\$0.00	0%		
16		Development	Development Review Services	Any New Street Name & Address (Subdivision)	Y		\$778.00	per name & address	\$778.00	per name & address	\$0.00	0%		
17		Development	Development Review Services	Deed preparation (Deeds - Registry or Land Titles)	N		\$217.50	per deed	\$217.50	per deed	\$0.00	0%		
18		Development	Development Review Services	ERCA Subdivisions/Condos/Major Official Plan Amendments	N		\$310.00	each	\$310.00	each	\$0.00	0%		
19		Development	Development Review Services	Legal Department Approval on Preparation of Deeds	N		\$58.00	per deed	\$58.00	per deed	\$0.00	0%		
20		Development	Development Review Services	Planning's Temporary Patio Application	Y		\$0.00	per application	\$75.00	per application	\$75.00	new		2024-0151
21		Development	Development Review Services	Sign By-law Amendment	N		\$914.00	per amendment	\$914.00	per amendment	\$0.00	0%		
22		Development	Development Review Services	Street Name Change	Y		\$11,965.00	per name change	\$11,965.00	per name change	\$0.00	0%		
23		Development	Development Review Services	Zoning Compliance Letter (legal non-conforming)	N		\$152.00	per letter plus \$47.00/hr.	\$152.00	per letter plus \$47.00/hr.	\$0.00	0%		
24		Development	Development Review Services	Zoning Compliance Letter (standard)	N		\$107.50	per letter	\$107.50	per letter	\$0.00	0%		
25		Development	Development Review Services	Zoning Compliance Letter (with drawings)	N		\$152.00	per letter	\$152.00	per letter	\$0.00	0%		
26		Development	Development Review Services	Zoning verification fee for business license/Zoning inquiry	N		\$56.00	per license/request	\$56.00	per license/request	\$0.00	0%		
27		Development	Street & Alley Closings, Deeds, Encroachments & Misc. Fees	Alley Search	Y		\$59.00	per hour	\$59.00	per hour	\$0.00	0%		
28		Development	Street & Alley Closings, Deeds, Encroachments & Misc. Fees	Owners share of 12R plan	N		% share of actual cost		% share of actual cost	n/a	n/a			
29		Development	Street & Alley Closings, Deeds, Encroachments & Misc. Fees	Property Standards Appeal	Y		\$425.00	per appeal	\$425.00	per appeal	\$0.00	0%		
30		Development	Street & Alley Closings, Deeds, Encroachments & Misc. Fees	Records Search	N		\$50.00	per hour	\$50.00	per hour	\$0.00	0%		
31		Development	Street & Alley Closings, Deeds, Encroachments & Misc. Fees	Registration of Deed	N		\$76.00	per deed	\$76.00	per deed	\$0.00	0%		
32		Development	Street & Alley Closings, Deeds, Encroachments & Misc. Fees	Street & Alley Closing Application	N		\$1,505.00	per application	\$1,505.00	per application	\$0.00	0%		
33		Development	Street & Alley Closings, Deeds, Encroachments & Misc. Fees	Teranet Fees	N		\$43.00	per deed	\$43.00	per deed	\$0.00	0%		
Notes:														

User Fees included in this schedule are approved during the annual budget process, however, are subject to change based on subsequent Council approval throughout the year.

City of Windsor
User Fee Schedule

Economic Development - Planning & Development														
Ref #	Notes	Category / Division	Sub-Category / Sub-Division	Fee / Service	HST Appl.	HST Notes	2023 Fee Excluding HST (Approved)		2024 Fee Excluding HST (Recommended)		Change Over Prior Year		Budget Issue Detail Report Reference	
							Cost	Unit of Measure	Cost	Unit of Measure	\$	%	Page #	Issue #
1		GIS surcharge	Applicable per application											
	There is a \$2.00 service fee for any of the above on-line transactions and a \$3.00 service fee for any over-the-counter transactions including fax and mail-in options.													
	When the online EVOLTA digital application program becomes fully released for application processing, a flat one time \$40 fee (remitted to The EVOLTA fee was included in the entered agreement approved by City Council CR366/2018.													

City of Windsor
User Fee Schedule

Economic Development - Transit Windsor														
Ref #	Notes	Category / Division	Sub-Category / Sub-Division	Fee / Service	HST Appl.	HST Notes	2023 Fee Excluding HST (Approved)		2024 Fee Excluding HST (Recommended)		Change Over Prior Year		Budget Issue Detail Report Reference	
							Cost	Unit of Measure	Cost	Unit of Measure	\$	%	Page #	Issue #
1		Transportation	City Service	Adult Cash Fare	N		\$3.25	per fare	\$3.75	per fare	\$0.50	15%		2024-0049
2		Transportation	City Service	Adult One-Way Ride	N		\$13.65	5 Rides	\$15.00	5 Rides	\$1.35	10%		2024-0049
3		Transportation	City Service	Adult One-Way Ride	N		\$27.30	10 Rides	\$30.00	10 Rides	\$2.70	10%		2024-0049
4	10	Transportation	City Service	Adult 30 Day Pass	N		\$104.90	30 Days	\$115.00	30 Days	\$10.10	10%		2024-0049
5	10	Transportation	City Service	Adult 15 Day Pass	N		\$52.45	15 Days	\$57.70	15 Days	\$5.25	10%		2024-0049
6	1&2	Transportation	City Service	Adult 30 Day Affordable Pass Program (APP)	N		\$52.45	30 Days	\$57.70	30 Days	\$5.25	10%		2024-0049
7		Transportation	City Service	Children	N	Children 12 years of age and under are free on City service with a full paying passenger (if riding alone, qualifies as Youth)			Children 12 years of age and under are free on City service with a full paying passenger (if riding alone, qualifies as Youth)		n/a	n/a		2024-0049
8	2	Transportation	City Service	Corporate ValuPass	N		\$88.00	30 Days	\$97.00	30 Days	\$9.00	10%		2024-0049
9	2&5	Transportation	City Service	Day Pass	N		\$10.00	per day	\$11.00	per day	\$1.00	10%		2024-0049
10	7 & 8	Transportation	City Service	Class Pass (formerly Full Time Student Semester Pass geared to students over the age of 19 years.)	N		\$71.40	per month	\$79.00	per month	\$7.60	11%		2024-0049
11		Transportation	City Service	Photo ID	N		\$5.40	first time purchase or as needed	\$0.00	Replaced by Smart Card Fee	(\$5.40)	(100%)		2024-0049
12	3	Transportation	City Service	Senior Cash Fare	N		\$3.25	per fare	\$3.75	per fare	\$0.50	15%		2024-0049
13	2&3	Transportation	City Service	Senior One-Way Ride	N		\$10.70	5 Rides	\$11.75	5 Rides	\$1.05	10%		2024-0049
14	2&3	Transportation	City Service	Senior One-Way Ride	N		\$21.40	10 Rides	\$23.50	10 Rides	\$2.10	10%		2024-0049
15	2&3	Transportation	City Service	Senior 30 Day Pass	N		\$52.45	30 Days	\$57.75	30 Days	\$5.30	10%		2024-0049
16	2&3	Transportation	City Service	Senior 15 Day Pass	N		\$26.20	15 Days	\$29.00	15 Days	\$2.80	11%		2024-0049
17	11	Transportation	City Service	Shuttle Service To Windsor Spitfire Games	N		\$3.50	round trip	\$3.75	round trip	\$0.25	7%		2024-0049
18	11	Transportation	City Service	Shuttle Service To Windsor Spitfire Games	N		\$1.75	one way	\$2.00	one way	\$0.25	14%		2024-0049
19	8	Transportation	City Service	Smart Card Fee	N		\$1.00	Per Smart Card	\$1.10	Per Smart Card	\$0.10	10%		2024-0049
20	4	Transportation	City Service	Youth Cash Fare	N		\$3.25	per fare	\$3.75	per fare	\$0.50	15%		2024-0049
21	2&4	Transportation	City Service	Youth One-Way Ride	N		\$10.70	5 Rides	\$11.75	5 Rides	\$1.05	10%		2024-0049
22	2&4	Transportation	City Service	Youth One-Way Ride	N		\$21.40	10 Rides	\$23.50	10 Rides	\$2.10	10%		2024-0049
23	2&4	Transportation	City Service	Youth 30 Day Pass (Age 13-19)	N		\$71.40	30 Days	\$78.50	30 Days	\$7.10	10%		2024-0049
24	2&4	Transportation	City Service	Youth 15 Day Pass (Age 13-19)	N		\$35.70	15 Days	\$39.00	15 Days	\$3.30	9%		2024-0049
25	1,2&4	Transportation	City Service	Youth 30 Day Affordable Pass Program (APP)	N		\$36.41	30 Days	\$40.05	30 Days	\$3.64	10%		2024-0049
26	2&4	Transportation	City Service	Youth Summer Saver Pass	N		\$114.20	2 months (July & Aug)	\$126.00	2 months (July & Aug)	\$11.80	10%		2024-0049
27	4	Transportation	City and Tunnel Service	City and Tunnel Combo Pass	N		\$169.95	30 Days	\$187.00	30 Days	\$17.05	10%		2024-0049
28	6	Transportation	Tunnel Services	Tunnel Cash Fare	N		\$10.00	per fare	\$10.00	per fare	\$0.00	0%		2024-0049, 2022-0199/ B27/2021
29	2	Transportation	Tunnel Services	Tunnel 30 Day Pass	N		\$103.60	30 Days	\$114.00	30 Days	\$10.40	10%		2024-0049
30	2	Transportation	Tunnel Services	Tunnel 15 Day Pass	N		\$51.80	15 Days	\$57.00	15 Days	\$5.20	10%		2024-0049
31	6	Transportation	Tunnel Services	Tunnel Single Ride Ticket	N		\$10.00	per ticket	\$10.00	per ticket	\$0.00	0%		2024-0049, 2022-0199/ B27/2021
32	9	Transportation	Regional - Zone 2	Adult Cash Fare	N		\$4.75	per fare	\$5.25	per fare	\$0.50	11%		2024-0049
33	9	Transportation	Regional - Zone 2	Adult 30 Day Pass	N		\$152.00	30 Days	\$167.00	30 Days	\$15.00	10%		2024-0049
34	9	Transportation	Regional - Zone 2	Adult 15 Day Pass	N		\$77.00	15 Days	\$85.00	15 Days	\$8.00	10%		2024-0049
35	9	Transportation	Regional - Zone 2	Adult One-Way Rides (10 Rides)	N		\$40.00	10 Rides	\$44.00	10 Rides	\$4.00	10%		2024-0049
36	9	Transportation	Regional - Zone 2	Adult One-Way Rides (5 Rides)	N		\$20.00	5 Rides	\$22.00	5 Rides	\$2.00	10%		2024-0049
37	9	Transportation	Regional - Zone 2	Senior Cash Fare	N		\$4.75	per fare	\$5.25	per fare	\$0.50	11%		2024-0049

User Fees included in this schedule are approved during the annual budget process, however, are subject to change based on subsequent Council approval throughout the year.

City of Windsor
User Fee Schedule

Economic Development - Transit Windsor														
Ref #	Notes	Category / Division	Sub-Category / Sub-Division	Fee / Service	HST Appl.	HST Notes	2023 Fee Excluding HST (Approved)		2024 Fee Excluding HST (Recommended)		Change Over Prior Year		Budget Issue Detail Report Reference	
							Cost	Unit of Measure	Cost	Unit of Measure	\$	%	Page #	Issue #
38	2,3,9	Transportation	Regional - Zone 2	Senior 30 Day Pass	N		\$77.00	30 Days	\$84.75	30 Days	\$7.75	10%		2024-0049
39	2,3,9	Transportation	Regional - Zone 2	Senior 15 Day Pass	N		\$39.00	15 Days	\$43.00	15 Days	\$4.00	10%		2024-0049
40	2,3,9	Transportation	Regional - Zone 2	Senior One-Way Rides (10 Rides)	N		\$32.00	10 Rides	\$35.25	10 Rides	\$3.25	10%		2024-0049
41	2,3,9	Transportation	Regional - Zone 2	Senior One-Way Rides (5 Rides)	N		\$16.00	5 Rides	\$17.50	5 Rides	\$1.50	9%		2024-0049
42	9	Transportation	Regional - Zone 2	Youth Cash Fare	N		\$4.75	per fare	\$5.25	per fare	\$0.50	11%		2024-0049
43	2,4,9	Transportation	Regional - Zone 2	Youth 30 Day Pass (Age 13-19)	N		\$77.00	30 Days	\$84.75	30 Days	\$7.75	10%		2024-0049
44	2,4,9	Transportation	Regional - Zone 2	Youth 15 Day Pass (Age 13-19)	N		\$39.00	15 Days	\$43.00	15 Days	\$4.00	10%		2024-0049
45	2,4,9	Transportation	Regional - Zone 2	Youth One-Way Rides (10 Rides)	N		\$32.00	10 Rides	\$35.25	10 Rides	\$3.25	10%		2024-0049
46	2,4,9	Transportation	Regional - Zone 2	Youth One-Way Rides (5 Rides)	N		\$16.00	5 Rides	\$17.50	5 Rides	\$1.50	9%		2024-0049
47	12	Transportation	Charter	Charter Hourly Rate (2 hour minimum)	Y		\$191.00	per hour	\$210.00	per hour	\$19.00	10%		2024-0049 &S 2/2023
48	12	Transportation	Charter	Bridge/Tunnel Tolls (round trip)	N		\$20.00	round trip	\$20.00	round trip	\$0.00	0%		2024-0049 &S 2/2023
49	12	Transportation	Charter	Destination Sign Custom Programming (per bus)	Y		\$50.00	per bus	\$50.00	per bus	\$0.00	0%		2024-0049 &S 2/2023
50	12	Transportation	Charter	Late Cancellation Fee (after 9:00 am on day prior to charter)	Y		\$125.00	per charter	\$125.00	per charter	\$0.00	0%		2024-0049 &S 2/2023
51	12	Transportation	Charter	Late Return Fee (per hour)	Y		\$500.00	per hour	\$500.00	per hour	\$0.00	0%		2024-0049 &S 2/2023
Notes:														
1	Based on approved application.													
2	Reduced fare product.													
3	Condition: Passenger must be 60+ years old. Valid identification is required for all reduced fares.													
4	Refer to the City of Windsor's website or Transit Windsor offices for the Acceptable ID Details.													
5	Unlimited use for a single day.													
6	Including service to Comerica Park or Ford Field													
7	Must provide proof of attendance in an elementary, high school or post-secondary institution													
8	Class Pass (formerly Full-Time Student Semester Pass) has been changed to align with high school semesters. Students can purchase passes for 2 to 5 months in length based on number of months left in semester at time of purchase. 2023 fares translate to a 4% monthly increase over 2023 fares.													
9	Amherstburg Fares - Zone 2 - at a 50% premium over Windsor's base rate. Increase rounded to the nearest \$0.25.													
10	Adult 30 and 15 day passes re-aligned with Adult & Youth APP Passes and Senior Passes													
11	Shuttles to Spitfires games now aligned with one-way cash fare.													
12	Charter Rates now adjusted based on other fare categories.													
Fare increases take effect April 1, 2024 (with the exception of charter rates)														
Cash fare increases are rounded to \$0.25 increments														

User Fees included in this schedule are approved during the annual budget process, however, are subject to change based on subsequent Council approval throughout the year.

City of Windsor
User Fee Schedule

Community Services - Fire & Rescue														
Ref #	Notes	Category / Division	Sub-Category / Sub-Division	Fee / Service	HST Appl.	HST Notes	2023 Fee Excluding HST (Approved)		2024 Fee Excluding HST (Recommended)		Change Over Prior Year		Budget Issue Detail Report Reference	
							Cost	Unit of Measure	Cost	Unit of Measure	\$	%	Page #	Issue #
		Fire Apparatus	Fire Apparatus	MTO inspection as per WFR sheet:										
1		Fire Apparatus	Fire Apparatus	Light Truck	Y		\$120.00	per hour	\$120.00	per hour	\$0.00	0%		
2		Fire Apparatus	Fire Apparatus	2-axle Pumper or Heavy Rescue	Y		\$120.00	per hour	\$120.00	per hour	\$0.00	0%		
3		Fire Apparatus	Fire Apparatus	3-axle Pumper, Aerial or Heavy Rescue	Y		\$120.00	per hour	\$120.00	per hour	\$0.00	0%		
		Fire Apparatus	Fire Apparatus	Ladder Testing:										
4		Fire Apparatus	Fire Apparatus	Attic	Y		\$120.00	per hour	\$120.00	per hour	\$0.00	0%		
5		Fire Apparatus	Fire Apparatus	Roof or Ground	Y		\$120.00	per hour	\$120.00	per hour	\$0.00	0%		
6		Fire Apparatus	Fire Apparatus	Extension (10 ft. extension -\$10 Pull; \$10 Load)	Y		\$120.00	per hour	\$120.00	per hour	\$0.00	0%		
7		Fire Apparatus	Fire Apparatus	Bangor	Y		\$120.00	per hour	\$120.00	per hour	\$0.00	0%		
8		Fire Apparatus	Fire Apparatus	NFPA Pump Service as per WFR Sheet	Y		\$120.00	per hour	\$120.00	per hour	\$0.00	0%		
9		Fire Apparatus	Fire Apparatus	adjust pump packing	Y		\$120.00	per hour	\$120.00	per hour	\$0.00	0%		
10		Fire Apparatus	Fire Apparatus	NFPA Pump Test with tank to pump flow	Y		\$120.00	per hour	\$120.00	per hour	\$0.00	0%		
11		Fire Apparatus	Fire Apparatus	with 2 side hard suction add:	Y		\$120.00	per hour	\$120.00	per hour	\$0.00	0%		
12		Fire Apparatus	Fire Apparatus	Standard Foam System Calibration	Y		\$120.00	per hour	\$120.00	per hour	\$0.00	0%		
13		Fire Apparatus	Fire Apparatus	Flow meter adjust during pump test	Y		\$120.00	per hour	\$120.00	per hour	\$0.00	0%		
14		Fire Apparatus	Fire Apparatus	Complete set-up and adjust flowmeter at hydrant	Y		\$120.00	per hour	\$120.00	per hour	\$0.00	0%		
		Fire Apparatus	Fire Apparatus	Fit Test:										
15		Fire Apparatus	Fire Apparatus	First person 1/2 hr(each additional 1/3 hr)	Y		\$120.00	per hour	\$120.00	per hour	\$0.00	0%		
16		Fire Apparatus	Fire Apparatus	1 day use	Y		\$88.75	per day	\$88.75	per day	\$0.00	0%		
17		Fire Apparatus	Fire Apparatus	1 week use	Y		\$188.75	per use	\$188.75	per use	\$0.00	0%		
18		Fire Apparatus	Fire Apparatus	2 weeks	Y		\$310.75	per use	\$310.75	per use	\$0.00	0%		
19		Fire Apparatus	Fire Apparatus	1 month	Y		\$577.00	per use	\$577.00	per use	\$0.00	0%		
20		Fire Apparatus	Fire Apparatus	SCBA Testing	Y		\$120.00	per hour	\$120.00	per hour	\$0.00	0%		
21		Fire Apparatus	Fire Apparatus	SCBA Repair	Y		\$120.00	per hour	\$120.00	per hour	\$0.00	0%		
22		Fire Apparatus	Fire Apparatus	General repair and services	Y		\$120.00	per hour	\$120.00	per hour	\$0.00	0%		
23		Fire Communications	Dispatch	Central Dispatch	Y		\$1.94	per capita	\$2.79	per capita	\$0.85	44%		2024-0017
24		Fire Communications	Dispatch	Central Dispatch Records	Y		\$40.00	per hour	\$40.00	per hour	\$0.00	0%		
25		Fire Prevention	Fire Prevention	Building Manager Fire Safety Training	Y		\$40.00	per participant	\$40.00	per participant	\$0.00	0%		
26		Fire Prevention	Fire Prevention	Business Licence Reinspections	Y		\$150.00	per hour	\$150.00	per hour	\$0.00	0%		
27		Fire Prevention	Fire Prevention	Fire Investigation Report - Not Attended	Y		\$150.00	per hour	\$150.00	per hour	\$0.00	0%		
28		Fire Prevention	Fire Prevention	Fire Extinguisher Training	Y		\$375.00	per session	\$375.00	per session	\$0.00	0%		
29		Fire Prevention	Fire Prevention	Fire Safety Plan Review	Y		\$150.00	per hour	\$150.00	per hour	\$0.00	0%		
30		Fire Prevention	Fire Prevention	Firework Pyro Application & Review	Y		\$300.00	per application	\$300.00	per application	\$0.00	0%		
31		Fire Prevention	Fire Prevention	General Inspections & Applications	Y		\$150.00	per hour	\$150.00	per hour	\$0.00	0%		
32	1	Fire Prevention	Fire Prevention	Fire Department Realtor Letter	Y		\$100.00	per letter	\$100.00	per letter	\$0.00	0%		
33	1	Fire Prevention	Fire Prevention	Fire Department Realtor Letter-Expedited Services (within 48hrs)	Y		\$150.00	per letter	\$150.00	per letter	\$0.00	0%		
34		Fire Prevention	Fire Prevention	Lockbox Program	Y		\$75.00	each	\$75.00	each	\$0.00	0%		
35		Fire Prevention	Fire Prevention	Re-inspections with Fire Code deficiencies	Y		\$150.00	per hour	\$150.00	per hour	\$0.00	0%		
36		Fire Prevention	Fire Prevention	Fire Investigation Report - Attended	Y		\$300.00	each	\$300.00	each	\$0.00	0%		

User Fees included in this schedule are approved during the annual budget process, however, are subject to change based on subsequent Council approval throughout the year.

City of Windsor
User Fee Schedule

Community Services - Fire & Rescue														
Ref #	Notes	Category / Division	Sub-Category / Sub-Division	Fee / Service	HST Appl.	HST Notes	2023 Fee Excluding HST (Approved)		2024 Fee Excluding HST (Recommended)		Change Over Prior Year		Budget Issue Detail Report Reference	
							Cost	Unit of Measure	Cost	Unit of Measure	\$	%	Page #	Issue #
37		Fire Prevention	Fire Prevention	Site Plan Control Review	Y		\$300.00	each	\$300.00	each	\$0.00	0%		
38		Fire Prevention	Fire Prevention	Special Events Application & Review - Major	Y		\$300.00	per application	\$300.00	per application	\$0.00	0%		
39		Fire Prevention	Fire Prevention	Special Events Application & Review - Minor	Y		\$175.00	per application	\$50.00	per application	(\$125.00)	(71%)		2024-0017
40		Fire Prevention	Fire Prevention	Open Air Burning Permit	Y		\$150.00	per application	\$150.00	per application	\$0.00	0%		By-Law 114-2023
41		Fire Rescue	Fire Rescue	Emergency Assistance for Emergencies beyond normal fire protection. Rate subject to change based on MTO updates.	Y		\$543.03	/hour per piece of apparatus + consumable inventory + 10% admin charge	\$559.86	/hour per piece of apparatus + consumable inventory + 10% admin charge	\$16.83	3%		per new rates from MTO
42		Fire Rescue	Fire Rescue	Failure to Locate Utilities/Gas Lines Strike. Rate subject to change based on MTO updates.	Y		\$543.03	per hour/piece of apparatus	\$559.86	per hour/piece of apparatus	\$16.83	3%		per new rates from MTO
43		Fire Rescue	Fire Rescue	Malicious Fire Alarm Activation	Y		\$1,350.00	per event	\$1,350.00	per event	\$0.00	0%		
44		Fire Rescue	Fire Rescue	Multiple Responses due to unmaintained equipment	Y		\$1,350.00	per event	\$1,350.00	per event	\$0.00	0%		
45		Fire Rescue	Fire Rescue	MTO Rate for Fire Services on Provincially owned portions of roads and highways. Rate subject to change based on MTO updates.	Y		\$543.03	/hour per piece of apparatus + consumable inventory + 10% admin charge	\$559.86	/hour per piece of apparatus + consumable inventory + 10% admin charge	\$16.83	3%		per new rates from MTO
46		Fire Rescue	Fire Rescue	MVA Responses to Non-Resident Vehicles and vehicles over 5 ton. (Out of Country vehicles HST not applicable) Rate subject to change based on MTO updates.	Y		\$543.03	/hour per piece of apparatus + consumable inventory + 10% admin charge	\$559.86	/hour per piece of apparatus + consumable inventory + 10% admin charge	\$16.83	3%		per new rates from MTO
47		Fire Training	Training	Burn Tower Rental	Y		\$200.00	per day	\$200.00	per day	\$0.00	0%		
Notes:														
1	Includes 7% GIS surcharge													

User Fees included in this schedule are approved during the annual budget process, however, are subject to change based on subsequent Council approval throughout the year.

City of Windsor
User Fee Schedule

Community Services - Parks & Facilities														
Ref #	Notes	Category / Division	Sub-Category / Sub-Division	Fee / Service	HST Appl.	HST Notes	2023 Fee Excluding HST (Approved)		2024 Fee Excluding HST (Recommended)		Change Over Prior Year		Budget Issue Detail Report Reference	
							Cost	Unit of Measure	Cost	Unit of Measure	\$	%	Page #	Issue #
1	2	Parks	Forestry	Commemorative Tree Program	N		\$600.00	tree	\$680.00	tree	\$80.00	13%		2024-0171
2	2	Parks	Forestry	Commemorative Tree Program	N		\$800.00	plaque	\$1,000.00	plaque	\$200.00	25%		2024-0171
3		Parks	Forestry	House Moving Route Clearance	Y		\$60.00	inspection letter	\$0.00	inspection letter	(\$60.00)	(100%)		2024-0171
4		Parks	Forestry	Street Trees	N		\$520.00	tree	\$520.00	tree	\$0.00	0%		
5		Parks	Horticulture	Horticultural Logo	N		\$675.00	logo	\$675.00	logo	\$0.00	0%		
6	2	Parks	Horticulture	Large Displays	N		\$1,605.00	display	\$1,605.00	display	\$0.00	0%		
7	2	Parks	Horticulture	Medium Displays	N		\$855.00	display	\$855.00	display	\$0.00	0%		
8	2	Parks	Horticulture	Small Displays	N		\$284.00	display	\$284.00	display	\$0.00	0%		
9	2	Parks	Horticulture	Small Displays with set up	N		\$385.00	display	\$385.00	display	\$0.00	0%		
10	2	Parks	Residential Development or Re-Development	All other row dwellings	N		\$936.36	dwelling unit	\$936.36	dwelling unit	\$0.00	0%		2024-0309
11	2	Parks	Residential Development or Re-Development	Duplex dwelling units	N		\$57.22	frontage ft of lot	\$100.00	frontage ft of lot	\$42.78	75%		2024-0309
12	2	Parks	Residential Development or Re-Development	Multiple dwellings	N		\$936.36	dwelling unit	\$1,638.63	dwelling unit	\$702.27	75%		2024-0309
13	2	Parks	Residential Development or Re-Development	Row dwellings fronting public streets	N		\$57.22	frontage ft of lot	\$100.00	frontage ft of lot	\$42.78	75%		2024-0309
14	2	Parks	Residential Development or Re-Development	Semi-Detached dwelling units	N		\$57.22	frontage ft of lot	\$100.00	frontage ft of lot	\$42.78	75%		2024-0309
15	2	Parks	Residential Development or Re-Development	Single Detached dwelling units	N		\$57.22	frontage ft of lot	\$100.00	frontage ft of lot	\$42.78	75%		2024-0309
16		Parks	Ojibway Nature Center	JK - Grade 8 Customized Program	N		\$2.25	per hour per student	\$2.25	per hour per student	\$0.00	0%		
17		Parks	Ojibway Nature Center	High School & Post Secondary Program	N		\$2.46	per hour per student	\$2.46	per hour per student	\$0.00	0%		
18		Parks	Ojibway Nature Center	Group Activity Program (less than 14 people)	N		\$41.00	per hour	\$41.00	per hour	\$0.00	0%		
19		Parks	Ojibway Nature Center	Group Activity Program (14 people or more)	N		\$3.08	per hour per person	\$3.08	per hour per person	\$0.00	0%		
20	1	Parks	Ojibway Nature Centre	- Advanced - Adults (Physical activity)	Y		\$6.92	hour	\$6.92	hour	\$0.00	0%		
21	1	Parks	Ojibway Nature Centre	- Introductory - Adults (Physical activity)	Y		\$5.13	hour	\$5.13	hour	\$0.00	0%		
22		Parks	Ojibway Nature Centre	- Introductory Children	N		\$4.19	per hour	\$4.19	per hour	\$0.00	0%		
23		Parks	Ojibway Nature Centre	- Advanced - Children	N		\$5.81	per hour	\$5.81	per hour	\$0.00	0%		
24	1	Parks	Ojibway Nature Centre	Hybrid meeting/AV equipment	Y		\$30.75	Day	\$30.75	Day	\$0.00	0%		
25	1	Parks	Ojibway Nature Centre	After Hours Extra Booking Fee	Y		\$20.50	per hour	\$20.50	per hour	\$0.00	0%		
26	1	Parks	Ojibway Nature Centre	Entire Centre	Y		\$205.02	hour	\$205.02	hour	\$0.00	0%		
27	1	Parks	Ojibway Nature Centre	Natural History Consulting Fee	Y		\$92.26	hour	\$92.26	hour	\$0.00	0%		
28	1	Parks	Ojibway Nature Centre	Prairie Room	Y		\$43.05	hour	\$43.05	hour	\$0.00	0%		
29	1	Parks	Ojibway Nature Centre	Woodland Room	Y		\$28.70	Hour	\$28.70	Hour	\$0.00	0%		
30	2	Parks	Operations	City of Windsor lots Weed Cutting (>0.50 acre)	N		\$471.00	per cut	\$471.00	per cut	\$0.00	0%		
31	2	Parks	Operations	City of Windsor Lots Weed Cutting per hour	N		\$138.00	per hour	\$138.00	per hour	\$0.00	0%		
32		Parks	Operations	Commemorative Wood Bench	N		\$2,600.00	per bench	\$3,000.00	per bench	\$400.00	15%		2024-0171
33		Parks	Operations	Commemorative Metal Bench	N		\$4,200.00	per bench	\$4,500.00	per bench	\$300.00	7%		2024-0171
34	1	Parks	Operations	Parks Development Fees	Y		\$57,940.19	acre	\$57,940.19	acre	\$0.00	0%		
35	2	Parks	Operations	Private Lots Weed Cutting per hour	N		\$0.00	per hour	\$0.00	per hour	\$0.00	n/a		
36		Parks	Operations	Vacant Lots Cleaning	Y		\$105.00	per hour	\$108.00	per hour	\$3.00	3%		2024-0171
37		Parks	Operations	Vacant Lots Snow Removal	N		\$135.00	per hour	\$136.00	per hour	\$1.00	1%		2024-0171
				FAIRBAIRN CEMETERY										
				INTERMENT RIGHTS (LOTS)										
				At Need Lots (graves cannot be selected/purchased in advance)										

User Fees included in this schedule are approved during the annual budget process, however, are subject to change based on subsequent Council approval throughout the year.

City of Windsor
User Fee Schedule

Community Services - Parks & Facilities														
Ref #	Notes	Category / Division	Sub-Category / Sub-Division	Fee / Service	HST Appl.	HST Notes	2023 Fee Excluding HST (Approved)		2024 Fee Excluding HST (Recommended)		Change Over Prior Year		Budget Issue Detail Report Reference	
							Cost	Unit of Measure	Cost	Unit of Measure	\$	%	Page #	Issue #
78		Parks	Operations	Granite Slab Grave Cover-Extra	Y		\$704.00	each	\$704.00	each	\$0.00	0%		
				DISINTERMENT										
				Removal and Re-interment in same Cemetery										
79		Parks	Operations	Adult	Y		\$2,138.00	each	\$2,138.00	each	\$0.00	0%		
80		Parks	Operations	Child	Y		\$1,801.00	each	\$1,801.00	each	\$0.00	0%		
81		Parks	Operations	Infant	Y		\$1,801.00	each	\$1,801.00	each	\$0.00	0%		
82		Parks	Operations	Cremated Remains	Y		\$547.00	each	\$547.00	each	\$0.00	0%		
				Removal and Re-interment in another Cemetery										
83		Parks	Operations	Adult	Y		\$2,222.00	each	\$2,222.00	each	\$0.00	0%		
84		Parks	Operations	Child	Y		\$2,128.00	each	\$2,128.00	each	\$0.00	0%		
85		Parks	Operations	Infant	Y		\$1,865.00	each	\$1,865.00	each	\$0.00	0%		
86		Parks	Operations	Cremated Remains	Y		\$546.00	each	\$546.00	each	\$0.00	0%		
				Additional Fees										
87		Parks	Operations	Additional Charges when vault truck is required (PLUS: Mileage)	Y		\$372.00	each	\$372.00	each	\$0.00	0%		
88		Parks	Operations	Disinterment of extra deep interment	Y		\$320.00	each	\$320.00	each	\$0.00	0%		
89		Parks	Operations	Disinterment with wooden cremation vault	Y		\$56.00	each	\$56.00	each	\$0.00	0%		
90		Parks	Operations	Disinterment of a cremation vault	Y		\$56.00	each	\$56.00	each	\$0.00	0%		
91		Parks	Operations	Disinterment of wooden casket without container	Y		\$662.00	each	\$662.00	each	\$0.00	0%		
				MISCELLANEOUS CHARGES										
92		Parks	Operations	Transfer of Certificate-Registration of transfer (when a grave is purchased a Deed is issued in name of the interment rights owner)	Y		\$22.00	each	\$22.00	each	\$0.00	0%		
93		Parks	Operations	Transfer of Certificate-Preparation of transfer	Y		\$75.00	each	\$75.00	each	\$0.00	0%		
94		Parks	Operations	Replacement Certificate of Interment Rights	Y		\$115.00	each	\$115.00	each	\$0.00	0%		
95		Parks	Operations	Genealogical Research	Y		\$11.00	each	\$11.00	each	\$0.00	0%		
96		Parks	Operations	Duplication Certificate	Y		\$27.00	each	\$27.00	each	\$0.00	0%		
97		Parks	Operations	Transfer Fees, Administration and Title Search	Y		\$69.00	each	\$69.00	each	\$0.00	0%		
98		Facilities	Facility Operations	Caretaking Fees (external clients)	Y		\$56.80	hour	\$56.80	hour	\$0.00	0%		
99		Facilities	Facility Operations	Caretaking Fees (internal clients)	N		\$56.80	hour	\$56.80	hour	\$0.00	0%		
100		Facilities	Facility Operations	Maintenance Fees (external clients)	Y		\$71.61	hour	\$71.61	hour	\$0.00	0%		
101		Facilities	Facility Operations	Maintenance Fees (internal clients)	N		\$71.61	hour	\$71.61	hour	\$0.00	0%		
102		Facilities	Facility Operations	Maintenance Vehicle Rental Fees (external clients)	Y		\$9.00	hour	\$9.19	hour	\$0.19	2%	2024-0141	
103		Facilities	Facility Operations	Maintenance Vehicle Rental Fees (internal clients)	N		\$9.00	hour	\$9.19	hour	\$0.19	2%	2024-0141	
104		Facilities	Facility Operations	Power Cart	Y		\$60.00	Day	\$60.00	Day	\$0.00	0%		
105		Facilities	Facility Operations	Project Management Admin. Fee for Minor Capital Projects			10%	Project Expense	10%	Project Expense	\$0.00	0%		
106		Facilities	Facility Operations	Skilled Trades Fees			\$78.94	hour	\$78.94	hour	\$0.00	0%		
				Notes:										
				1 These fees include HST.										
				2 Updated based on cost recovery increases to materials and salary rate increases										

User Fees included in this schedule are approved during the annual budget process, however, are subject to change based on subsequent Council approval throughout the year.

City of Windsor
User Fee Schedule

Community Services - Recreation & Culture														
Ref #	Notes	Category / Division	Sub-Category / Sub-Division	Fee / Service	HST Appl.	HST Notes	2023 Fee Excluding HST (Approved)		2024 Fee Excluding HST (Recommended)		Change Over Prior Year		Budget Issue Detail Report Reference	
							Cost	Unit of Measure	Cost	Unit of Measure	\$	%	Page #	Issue #
* Note: All Recreation User Fees include HST except Programs for children 14 and under. Implementation date may be January 1st, April 1st or June 1st depending on program.														
1		Recreation	Administration	Program Refunds	N		\$10.00	Each	\$10.50	Each	\$0.50	5%		2024-0114
2				Photocopying Fee (.30 each additional page)	Y		\$2.00	1st Page	\$2.00	1st Page	\$0.00	0%		
3				Permit Amendment Fee	Y		\$5.30	Each	\$5.50	Each	\$0.20	4%		2024-0114
4				Customer Care Centre Recoveries (Including Mackenzie Hall) - External	Y		5% of Sales + \$1.13 per ticket		5% of Sales + \$1.13 per ticket		n/a	n/a		
5				Customer Care Centre Recoveries - Internal	N		4% Gross Sales		4% Gross Sales		n/a	n/a		
6				Administration Fee (NSF cheques, closed accounts, etc.)	Y		\$50.00	Each	\$50.00	Each	\$0.00	0%		
7		Recreation	Discounts	Adults Aged 60+	Y		10%		10%		\$0.00	0%		
8				Family Registration	Y		10%		10%		\$0.00	0%		
9				Financial Assistance for Persons on Ontario Works (OW) or Ontario Disability Support Program (ODSP)	Y		15% Client Payment		15% Client Payment		n/a	n/a		
							85% Financial Assistance		85% Financial Assistance					
10		Community Programming	Aquatics:	Water Park - Full Day	Y		\$20.25	Day	\$21.00	Day	\$0.75	4%		2024-0114
11			Admissions	Water Park - Full Day - UNDER 42 Inches Tall	Y		\$15.00	Day	\$0.00	Day	(\$15.00)	(100%)		2024-0114
12			Windsor Residents	Water Park - Star Light or Partial Day	Y		\$14.00	Day	\$14.50	Day	\$0.50	4%		2024-0114
13				Water Park - Star Light - 42 Inches Tall & Over	Y		\$10.25	Day	\$0.00	Day	(\$10.25)	(100%)		2024-0114
14			WIATC/AB	Water Park Children - 2 Years and Under (Not Yet 3 - You Are Free)	N		Free	2 yrs & Under	Free	2 yrs & Under				
15				Group Rate - Full Day (15+)	Y		\$13.25	Day	\$13.75	Day	\$0.50	4%		2024-0114
16				Group Rate - Star Light (15+) or Partial Day	Y		\$10.00	Day	\$10.50	Day	\$0.50	5%		2024-0114
17				Cannon Cove Dry Play Place	Y		\$5.00	Day	\$5.25	Day	\$0.25	5%		2024-0114
18				Cannon Cove Dry Play Place with Water Park Admission	Y		\$2.50	Day	\$2.75	Day	\$0.25	10%		2024-0114
19				Land Lover Admission - Full Day	Y		\$5.00	Day	\$5.25	Day	\$0.25	5%		2024-0114
20				Land Lover Admission - Star Light	Y		\$2.50	Day	\$2.75	Day	\$0.25	10%		2024-0114
21		Community Programming	Aquatics:	Water Park - Full Day	Y		\$26.25	Day	\$27.00	Day	\$0.75	3%		2024-0114
22			Admissions	Water Park - Full Day - UNDER 42 Inches Tall	Y		\$20.25	Day	\$0.00	Day	(\$20.25)	(100%)		2024-0114
23			General Admission	Water Park - Star Light or Partial Day	Y		\$16.50	Day	\$17.00	Day	\$0.50	3%		2024-0114
24				Water Park - Star Light - UNDER 42 Inches Tall	Y		\$13.00	Day	\$0.00	Day	(\$13.00)	(100%)		2024-0114
25			WIATC/AB	Water Park Children - 2 Years and Under (Not Yet 3 - You Are Free)	N		Free	2 yrs & Under	Free	2 yrs & Under	n/a	n/a		
26				Cannon Cove Dry Play Place	Y		\$5.00	Day	\$5.25	Day	\$0.25	5%		2024-0114
27				Cannon Cove Dry Play Place with Water Park Admission	Y		\$2.50	Day	\$2.75	Day	\$0.25	10%		2024-0114
28				Land Lover Admission - Full Day	Y		\$5.00	Day	\$5.25	Day	\$0.25	5%		2024-0114
29				Land Lover Admission - Star Light	Y		\$2.50	Day	\$2.75	Day	\$0.25	10%		2024-0114
30		Community Programming	Aquatics:	Adult Aquatic and Fitness Memberships - Gino and Liz Marcus, WFCU and WIATC. Natatorium and outdoor pools offering Fit Lanes or drop in Aqua Fit during summer season.	Y		\$346.50	Year	\$357.00	Year	\$10.50	3%		2024-0114
31			Memberships		Y		\$197.20	6 Months	\$203.00	6 Months	\$5.80	3%		2024-0114
32					Y		\$109.75	3 Months	\$113.00	3 Months	\$3.25	3%		2024-0114
33					Y		\$38.30	1 Month	\$39.50	1 Month	\$1.20	3%		2024-0114
34				Includes access to the Fitness Centre, Fit Lanes and Drop In	Y		\$6.00	Visit	\$6.25	Visit	\$0.25	4%		2024-0114

User Fees included in this schedule are approved during the annual budget process, however, are subject to change based on subsequent Council approval throughout the year.

City of Windsor
User Fee Schedule

Community Services - Recreation & Culture														
Ref #	Notes	Category / Division	Sub-Category / Sub-Division	Fee / Service	HST Appl.	HST Notes	2023 Fee Excluding HST (Approved)		2024 Fee Excluding HST (Recommended)		Change Over Prior Year		Budget Issue Detail Report Reference	
							Cost	Unit of Measure	Cost	Unit of Measure	\$	%	Page #	Issue #
* Note: All Recreation User Fees include HST except Programs for children 14 and under. Implementation date may be January 1st, April 1st or June 1st depending on program.														
35		Community Programming	Teen Aquatic Membership OR Fitness Centre Only	Adult Fitness Memberships - Gino and Liz Marcus. Includes access to the Fitness Centre during regularly scheduled hours.	Y		\$229.30	Year	\$236.00	Year	\$6.70	3%		2024-0114
36					Y		\$129.75	6 Months	\$133.50	6 Months	\$3.75	3%		2024-0114
37			Memberships:	Teen Aquatic Membership - fitness lengths only (no fitness centre access) at GAM, WIATC or WFCU	Y		\$72.40	3 Months	\$74.50	3 Months	\$2.10	3%		2024-0114
38			Weight Room Only		Y		\$25.65	1 Month	\$26.50	1 Month	\$0.85	3%		2024-0114
39					Y		\$3.00	Visit	\$3.25	Visit	\$0.25	8%		2024-0114
40		Community Programming	Aquatics Adventure Bay Memberships	Water Park - Annual	Y		\$162.00	Year	\$166.75	Year	\$4.75	3%		2024-0114
41				Water Park - Academic Year (Sept - End of June)	Y		\$108.70	10 Months	\$112.00	10 Months	\$3.30	3%		2024-0114
42				Water Park - Holiday/March Break Season (1 Week March or 2 Weeks Dec/Jan)	Y		\$31.80	1 Week March or 2 Weeks Dec/Jan	\$32.75	1 Week March or 2 Weeks Dec/Jan	\$0.95	3%		2024-0114
43				Water Park - Summer Season (July 1 - Labour Day)	Y		\$55.40	2 Months	\$57.00	2 Months	\$1.60	3%		2024-0114
44				Water Park & Cannon Cove (Children Under 12 ONLY)	Y		\$191.80	Year	\$197.50	Year	\$5.70	3%		2024-0114
45				Family Aquatic Complex - Water Park - UNDER 42 Inches Tall	Y		\$117.25	Year	\$0.00	Year	(\$117.25)	(100%)		2024-0114
46				Family Aquatic Complex - Water Park - UNDER 42 Inches Tall - Academic Year (Sept - End of June)	Y		\$77.60	10 Months	\$0.00	10 Months	(\$77.60)	(100%)		2024-0114
47				Family Aquatic Complex - Water Park - UNDER 42 Inches Tall - Holiday/March Break Season (1 Week March or 2 Weeks Dec/Jan)	Y		\$21.20	1 Week March or 2 Weeks Dec/Jan	\$0.00	1 Week March or 2 Weeks Dec/Jan	(\$21.20)	(100%)		2024-0114
48				Family Aquatic Complex - Water Park - UNDER 42 Inches Tall - Summer Season (July 1 - Labour Day)	Y		\$42.40	2 Months	\$0.00	2 Months	(\$42.40)	(100%)		2024-0114
49				Family Aquatic Complex - Water Park & Cannon Cove - Under Height Requirement	Y		\$146.00	Year	\$0.00	Year	(\$146.00)	(100%)		2024-0114
50				Dry Play Place (Cannon Cove) - Children Under 12 ONLY	Y		\$55.40	Year	\$57.00	Year	\$1.60	3%		2024-0114
51		Community Programming	Aquatics: INDOOR AND OUTDOOR PER PERSON	Family and Recreational Swims (Indoor Pools): 2 yrs old & Under (with paid Adult)	Y		Free	2 yrs & Under	Free	2 yrs & Under	n/a	n/a		
52			Recreational Swims	Family and Recreational Swims (Indoor Pools): Child/Youth (3-18)	Y		\$3.00	Child/Youth	\$3.25	Child/Youth	\$0.25	8%		2024-0114
53				Family and Recreational Swims (Indoor Pools): Adult (19+)	Y		\$4.00	Adult/Senior	\$4.25	Adult/Senior	\$0.25	6%		2024-0114
54				Family and Recreational Swims (Indoor Pools): Family	Y		\$12.00	Family	\$12.50	Family	\$0.50	4%		2024-0114
55				Family and Recreational Swims (Indoor Pools): Pre-school Swim 5 & Under With Parent or Caregiver	Y		\$2.25	Per Person (No Matter What Age)	\$2.50	Per Person (No Matter What Age)	\$0.25	11%		2024-0114
56		Community Programming	Aquatics: Swim Passes	Swim Pass: Individual Summer Swim Pass - Child	Y		\$53.30	Child	\$55.00	Child	\$1.70	3%		2024-0114
57				Swim Pass: Individual Summer Swim Pass - Adult	Y		\$58.50	Adult	\$60.50	Adult	\$2.00	3%		2024-0114
58			Windsor International Aquatic	Swim Pass: Family Summer Swim Pass	Y		\$170.50	Family	\$175.50	Family	\$5.00	3%		2024-0114
59		Community Programming	Aquatics: Learn To Swim	Learn to Swim: Parent & Tot 1,2,3	N		\$8.00	30 min. class	\$8.25	30 min. class	\$0.25	3%		2024-0114
60				Learn to Swim: Preschool Levels 1 to 5	N		\$8.00	30 min. class	\$8.25	30 min. class	\$0.25	3%		2024-0114
61				Learn to Swim: Swimmer 1 & 2	N		\$8.00	30 min. class	\$8.25	30 min. class	\$0.25	3%		2024-0114
62				Learn to Swim: Swimmer 3, 4, 5, 6	N		\$8.00	45 min. class	\$8.25	45 min. class	\$0.25	3%		2024-0114
63				Learn to Swim: Rookie, Ranger, Star	N		\$8.00	45 min. class	\$8.25	45 min. class	\$0.25	3%		2024-0114
64				Learn to Swim: Adult 1 and 2	Y		\$9.00	45 min. class	\$9.25	45 min. class	\$0.25	3%		2024-0114
65				Learn to Swim: Learn to Swim Program (1:4 ratio)	N	1	\$11.25	30 min. class	\$11.75	30 min. class	\$0.50	4%		2024-0114
66				Learn to Swim: Learn to Swim Program (1:6 ratio)	N	1	\$14.50	45 min. class	\$15.00	45 min. class	\$0.50	3%		2024-0114
67				Aquatic Leadership Training: Bronze Star	Y	2	\$66.75	12 hours	\$66.75	12 hours	\$0.00	0%		
68			Leadership Training	Aquatic Leadership Training: Bronze Medallion/Emerg First Aid Includes All Exam Time	Y	2	\$195.00	24 Hours	\$195.00	24 Hours	\$0.00	0%		
69				Aquatic Leadership Training: Bronze Cross/Standard First Aid Includes All Exam Time	Y	2	\$226.00	28 Hours	\$226.00	28 Hours	\$0.00	0%		

User Fees included in this schedule are approved during the annual budget process, however, are subject to change based on subsequent Council approval throughout the year.

City of Windsor
User Fee Schedule

Community Services - Recreation & Culture														
Ref #	Notes	Category / Division	Sub-Category / Sub-Division	Fee / Service	HST Appl.	HST Notes	2023 Fee Excluding HST (Approved)		2024 Fee Excluding HST (Recommended)		Change Over Prior Year		Budget Issue Detail Report Reference	
							Cost	Unit of Measure	Cost	Unit of Measure	\$	%	Page #	Issue #
* Note: All Recreation User Fees include HST except Programs for children 14 and under. Implementation date may be January 1st, April 1st or June 1st depending on program.														
70				Aquatic Leadership Training: LSS Assistant Instructor	Y	2	\$149.00	18 hours	\$149.00	18 hours	\$0.00	0%		
71				Aquatic Leadership Training: National Lifeguard Pool Option Includes All Exam Time	Y	2	\$226.00	40 Hours	\$226.00	40 Hours	\$0.00	0%		
72				Aquatic Leadership Training: LSS Swim and LS Instructor Course	Y	2	\$396.50	40 Hours	\$396.50	40 Hours	\$0.00	0%		
73				Aquatic Leadership Training: National Lifeguard Recertification	Y	2	\$56.50	4 hours	\$56.50	4 hours	\$0.00	0%		
74				Aquatic Leadership Training: Standard First Aid	Y	2	\$123.25	16 hours	\$123.25	16 hours	\$0.00	0%		
75				Aquatic Leadership: CPRC	Y		\$46.25	6 Hours	\$46.25	6 Hours	\$0.00	0%		
76				Aquatic Leadership: Standard First Aid/CPR C Recert	Y		\$66.75	8 Hours	\$66.75	8 Hours	\$0.00	0%		
77		Community Programming	Aquatics: PRIVATE	Private Lesson - Swimming	N	1	\$29.75	1 person/30 min.	\$31.00	1 person/30 min.	\$1.25	4%		2024-0114
78			Learn to Swim	Semi Private (2+ Participants) - Swimming	N	1	\$19.25	Each/30 Min	\$20.00	Each/30 Min	\$0.75	4%		2024-0114
79			Aquatics: Rentals	50 Metre - Lane Only (Lifeguard Costs Extra)	Y		\$23.25	Hour	\$24.00	Hour	\$0.75	3%		2024-0114
80				25 Metre - Lane Only (Lifeguard Costs Extra)	Y		\$11.50	Hour	\$12.00	Hour	\$0.50	4%		2024-0114
81				25 Metre - Lane Only - WIATC Middle Tank ONLY (Lifeguard Costs Extra)	Y		\$12.50	Hour	\$13.00	Hour	\$0.50	4%		2024-0114
82				Therapy Pool OR Splash Pad Rental - WFCU Centre (Lifeguard Costs Extra)	Y		\$23.50	Hour	\$24.25	Hour	\$0.75	3%		2024-0114
83				Lap Pool, Splash Pad and Therapy Pool Rental - WFCU Centre (Lifeguard Costs Extra)	Y		\$117.00	Hour	\$120.50	Hour	\$3.50	3%		2024-0114
84				WIATC Natatorium Facility Rental - Space Use ONLY	Y		\$319.75	Hour	\$329.25	Hour	\$9.50	3%		2024-0114
85				Water Park - Flow Rider Rental (Includes 2 Lifeguards)	Y		\$255.50	Per Hour	\$263.00	Per Hour	\$7.50	3%		2024-0114
86			Aquatics: Other Fees	Extra Lifeguard Fee	Y		\$25.75	Hour	\$26.50	Hour	\$0.75	3%		2024-0114
87				Timing System Operator	Y		\$51.75	Hour	\$53.25	Hour	\$1.50	3%		2024-0114
88		Community Programming	WIATC Atrium Rental Rates	Entire Lower Lobby (Atrium) - 4 Hours	Y		\$716.25	4 hours	\$737.75	4 hours	\$21.50	3%		2024-0114
89				Entire Lower Lobby (Atrium) - 8 Hours	Y		\$1,043.25	8 hours	\$1,074.50	8 hours	\$31.25	3%		2024-0114
90				Entire Lower Lobby (Atrium) - 12 Hours	Y		\$1,391.25	12 Hours	\$1,433.00	12 Hours	\$41.75	3%		2024-0114
91				West Lobby between Natatorium and WECSHOF	Y		\$66.50	Per Hour	\$68.50	Per Hour	\$2.00	3%		2024-0114
92				West Lobby between Natatorium and WECSHOF - 4 Hours	Y		\$260.75	4 hours	\$268.50	4 hours	\$7.75	3%		2024-0114
93				West Lobby between Natatorium and WECSHOF - 8 Hours	Y		\$391.25	8 hours	\$403.00	8 hours	\$11.75	3%		2024-0114
94				West Lobby between Natatorium and WECSHOF - 12 Hours	Y		\$521.75	12 Hours	\$537.50	12 Hours	\$15.75	3%		2024-0114
95				East Lobby (along north windows) OR North Lobby (window corner)	Y		\$89.50	Per Hour	\$92.00	Per Hour	\$2.50	3%		2024-0114
96				East Lobby OR North Lobby - 4 Hours	Y		\$347.75	4 hours	\$358.00	4 hours	\$10.25	3%		2024-0114
97				East Lobby OR North Lobby - 8 Hours	Y		\$521.75	8 hours	\$537.00	8 hours	\$15.25	3%		2024-0114
98				East Lobby OR North Lobby - 12 Hours	Y		\$695.50	12 Hours	\$716.00	12 Hours	\$20.50	3%		2024-0114
99				South Lobby A (by fireplace) or South Lobby B (nearest to stairs)	Y		\$44.75	Per Hour	\$46.00	Per Hour	\$1.25	3%		2024-0114
100				South Lobby A or South Lobby B - 4 Hours	Y		\$173.75	4 hours	\$179.00	4 hours	\$5.25	3%		2024-0114
101				South Lobby A or South Lobby B - 8 Hours	Y		\$260.75	8 hours	\$268.50	8 hours	\$7.75	3%		2024-0114
102				South Lobby A or South Lobby B - 12 Hours	Y		\$347.75	12 Hours	\$358.00	12 Hours	\$10.25	3%		2024-0114
103				Vendor Table in any public space location	Y		\$24.00	Per Hour	\$25.00	Per Hour	\$1.00	4%		2024-0114
104				Booth/display on site overnight	Y		Based on space used		Based on space used		n/a	n/a		
105		Community Programming	WIATC Meets/Events (Excludes Quantum System/Electronic Board	Single Ended Mini Meet - No Electronics	Y		\$190.00	Per Hour	\$195.00	Per Hour	\$5.00	3%		2024-0114
106				Single Ended Short Course (25m) Meet - 1 Day	Y		\$370.00	Per Hour	\$381.00	Per Hour	\$11.00	3%		2024-0114
107				Single Ended Short Course (25m) Meet - 2 or More Days	Y		\$309.00	Per Hour	\$318.00	Per Hour	\$9.00	3%		2024-0114

User Fees included in this schedule are approved during the annual budget process, however, are subject to change based on subsequent Council approval throughout the year.

City of Windsor
User Fee Schedule

Community Services - Recreation & Culture														
Ref #	Notes	Category / Division	Sub-Category / Sub-Division	Fee / Service	HST Appl.	HST Notes	2023 Fee Excluding HST (Approved)		2024 Fee Excluding HST (Recommended)		Change Over Prior Year		Budget Issue Detail Report Reference	
							Cost	Unit of Measure	Cost	Unit of Measure	\$	%	Page #	Issue #
* Note: All Recreation User Fees include HST except Programs for children 14 and under. Implementation date may be January 1st, April 1st or June 1st depending on program.														
108			Operator or Lifeguard)	Single Ended Long Course (50m) Meet - 1 Day	Y		\$463.00	Per Hour	\$477.00	Per Hour	\$14.00	3%		2024-0114
109				Single Ended Long Course (50m) Meet - 2 or More Days	Y		\$386.00	Per Hour	\$397.00	Per Hour	\$11.00	3%		
110				Double Ended Short and Long Course - 1 Day	Y		\$535.00	Per Hour	\$551.00	Per Hour	\$16.00	3%		2024-0114
111				Double Ended Short and Long Course - 2 or More Days	Y		\$386.00	Per Hour	\$398.00	Per Hour	\$12.00	3%		2024-0114
112				Aquatic Event Late Information Submission (<2 wks prior to event start)	Y		\$50.00	Per Day Past Due	\$52.00	Per Day Past Due	\$2.00	4%		2024-0114
113		Community Programming	A La Carte Water Park Rates - Based on 2 Hour Minimum	Lazy River including 4 Lifeguards	Y		\$223.50	Per hour	\$230.00	Per hour	\$6.50	3%		2024-0114
114				Play Structure and Tot Loch including 9 Lifeguards	Y		\$426.50	Per hour	\$439.00	Per hour	\$12.50	3%		2024-0114
115				Play Structure, Tot Loch, Wave Pool and Activity Pool including 12 Lifeguards	Y		\$692.50	Per hour	\$713.25	Per hour	\$20.75	3%		2024-0114
116				Activity Pool including 1 Lifeguard	Y		\$63.75	Per hour	\$65.50	Per hour	\$1.75	3%		2024-0114
117				Whizzard, Python, Master Blaster, Wave Pool and FlowRider including 13 Lifeguards	Y		\$858.00	Per hour	\$883.75	Per hour	\$25.75	3%		2024-0114
118				Wave Pool including 4 Lifeguards	Y		\$223.50	Per hour	\$230.25	Per hour	\$6.75	3%		2024-0114
119		Community Programming	Community Centre: Seasonal Activities & School Programs	Introductory Youth (Physical & Non Physical)	N		\$4.05	Hour	\$4.25	Hour	\$0.20	5%		2024-0114
120				Workshop - Youth (3 or less classes) (Physical & Non Physical)	N		\$6.05	Hour	\$6.25	Hour	\$0.20	3%		2024-0114
121				Introductory - Adults (Non physical)	Y		\$5.70	Hour	\$6.00	Hour	\$0.30	5%		2024-0114
122				Workshop - Adults (3 or less classes) (Non physical)	Y		\$7.75	Hour	\$8.00	Hour	\$0.25	3%		2024-0114
123				Introductory - Adults (Physical Activity)	Y		\$5.45	Hour	\$5.75	Hour	\$0.30	6%		2024-0114
124				Advanced - Adults (Physical Activity)	Y		\$7.25	Hour	\$7.50	Hour	\$0.25	3%		2024-0114
125				Introductory - Adults (Physical Activity) (Drop in)	Y		\$7.50	Hour	\$7.75	Hour	\$0.25	3%		2024-0114
126				Advanced - Adults (Physical Activity) (Drop in)	Y		\$9.55	Hour	\$10.00	Hour	\$0.45	5%		2024-0114
127				1:4 Youth Program Fee	N		\$15.00	Hour	\$15.45	Hour	\$0.45	3%		2024-0114
128				1:6 Youth Program Fee	N		\$7.50	Hour	\$7.73	Hour	\$0.23	3%		2024-0114
129				Super Saturdays Activity Fee (Youth) (Plus Program Fee)	N		\$92.50	10 Saturdays	\$95.28	10 Saturdays	\$2.78	3%		2024-0114
130				Extra Staffing Fee	Y		\$24.75	Hour	\$25.49	Hour	\$0.74	3%		2024-0114
131				Private Lessons (Piano, Guitar, Vocal)	Y		\$18.35	Half Hour	\$19.00	Half Hour	\$0.65	4%		2024-0114
132				Weekly Gym Recreation Program Adults- Unsupervised/Unstructured (2 Hours/week) Prime Time	Y		\$3.90	Hour	\$4.00	Hour	\$0.10	3%		2024-0114
133				Drop in Sports (Unsupervised, Unstructured, Come and Go as please (Max 2.5 Hours) Youth	Y		\$1.50	Youth	\$1.75	Youth	\$0.25	17%		2024-0114
134				Drop in Sports (Supervised, Unstructured, Come and Go as please (Max 2.5 Hours) Youth	Y		\$2.50	Youth	\$2.75	Youth	\$0.25	10%		2024-0114
135				Drop in Sports (Unsupervised, Unstructured, Come and Go as please (Max 2.5 Hours) Adult	Y		\$4.50	Adult Non-Prime	\$4.75	Adult Non-Prime	\$0.25	5%		2024-0114
							\$5.50	Adult Prime	\$5.75	Adult Prime	\$0.25	4%		
136		Community Programming	Community Centre: Day Camp	Weekly Day Camp Fees	N	1	\$132.00	Week/50Hr Wk	\$136.00	Week/50Hr Wk	\$4.00	3%		2024-0114
137				Daily Day Camp Fees	N	1	\$33.00	Day	\$34.00	Day	\$1.00	3%		2024-0114
138				Specialty Day Camp Fees	N	1	\$171.00	Week/50Hr Wk	\$176.00	Week/50Hr Wk	\$5.00	3%		2024-0114
139		Community Programming and Sports Services	Community Centres, WFCU & Arena Auditoriums	Kitchen Only	Y		\$28.25	Hour	\$29.00	Hour	\$0.75	3%		2024-0114
140				Single Meeting Room - Tournaments	Y		\$228.25	Day/Per Room	\$235.00	Day/Per Room	\$6.75	3%		2024-0114
141				Single Meeting Room - NON PRIME	Y		\$26.75	Hour/Per Room	\$27.50	Hour/Per Room	\$0.75	3%		2024-0114
142			Rental Fees	Single Meeting Room - PRIME	Y		\$43.25	Hour/Per Room	\$44.50	Hour/Per Room	\$1.25	3%		2024-0114
143			Applicable to Community Centres and Arena Auditoriums except for Willistead and	Double Room (formerly AB) - NON PRIME	Y		\$40.50	Hour/Per Room	\$41.75	Hour/Per Room	\$1.25	3%		2024-0114
144				Double Room (formerly AB) - PRIME	Y		\$58.00	Hour/Per Room	\$59.75	Hour/Per Room	\$1.75	3%		2024-0114
145				Triple Room (Formally ABC Room) - NON PRIME (Only WFCU / FGA/CPRC 1/2 Auditorium)	Y		\$56.00	Hour/Rm	\$57.50	Hour/Rm	\$1.50	3%		2024-0114

User Fees included in this schedule are approved during the annual budget process, however, are subject to change based on subsequent Council approval throughout the year.

City of Windsor
User Fee Schedule

Community Services - Recreation & Culture														
Ref #	Notes	Category / Division	Sub-Category / Sub-Division	Fee / Service	HST Appl.	HST Notes	2023 Fee Excluding HST (Approved)		2024 Fee Excluding HST (Recommended)		Change Over Prior Year		Budget Issue Detail Report Reference	
							Cost	Unit of Measure	Cost	Unit of Measure	\$	%	Page #	Issue #
* Note: All Recreation User Fees include HST except Programs for children 14 and under. Implementation date may be January 1st, April 1st or June 1st depending on program.														
146			Mackenzie Hall	Triple Room (Formally ABC Room) - PRIME (Only WFCU / FGA/CPRC 1/2 Auditorium)	Y		\$71.75	Hour/Rm	\$73.75	Hour/Rm	\$2.00	3%		2024-0114
147				Reception Hall (Only WFCU & CPRC) - NON PRIME	Y		\$71.75	Hour/Rm	\$73.75	Hour/Rm	\$2.00	3%		2024-0114
148				Reception Hall (Only WFCU & CPRC) - PRIME	Y		\$99.25	Hour/Rm	\$102.00	Hour/Rm	\$2.75	3%		2024-0114
149				Leisure Gym for Sporting Event (WFCU & C.C.) - NON PRIME	Y		\$29.75	Hour/Per Room	\$30.50	Hour/Per Room	\$0.75	3%		2024-0114
150				Leisure Gym for Sporting Event (WFCU & C.C.) - PRIME	Y		\$49.50	Hour/Per Room	\$51.00	Hour/Per Room	\$1.50	3%		2024-0114
151				Leisure Gym for Non-Sporting Events - NON PRIME (WFCU & C.C.)	Y		\$44.00	Hour/Per Room	\$45.25	Hour/Per Room	\$1.25	3%		2024-0114
152				Leisure Gym for Non-Sporting Events - PRIME (WFCU & C.C.)	Y		\$64.00	Hour/Per Room	\$66.00	Hour/Per Room	\$2.00	3%		2024-0114
153				Large Sports Gym for Sporting Event - NON PRIME (WFCU, AMC & CPRC)	Y		\$41.00	Hour/Rm	\$42.25	Hour/Rm	\$1.25	3%		2024-0114
154				Large Sports Gym for Sporting Event - PRIME (WFCU, AMC & CPRC)	Y		\$58.00	Hour/Rm	\$59.75	Hour/Rm	\$1.75	3%		2024-0114
155				Large Sports Gym for Non-Sporting Events - NON PRIME (WFCU, AMC & CPRC)	Y		\$47.25	Hour/Rm	\$48.50	Hour/Rm	\$1.25	3%		2024-0114
156				Large Sports Gym for Non-Sporting Events - PRIME (WFCU, AMC & CPRC)	Y		\$70.25	Hour/Rm	\$72.25	Hour/Rm	\$2.00	3%		2024-0114
157				Mon-Friday Daytime Only Full Day Max. 8 Hrs Excludes Reception Hall & Triple Room - one room only	Y		\$201.75	Day	\$207.75	Day	\$6.00	3%		2024-0114
158				Mon-Friday Daytime Only Half Day Max. 4 Hrs Excludes Reception Hall & Triple Room - one room only	Y		\$107.00	Half Day	\$110.00	Half Day	\$3.00	3%		2024-0114
159				Weekend - Daily Alcohol & Non Alcohol - Full Day (Only C.C. & Forest Glade Arena, CPRC 1/2 auditorium)	Y		\$506.00	Day	\$521.00	Day	\$15.00	3%		2024-0114
160				Weekend - Daily Alcohol & Non Alcohol - Half Day (Only C.C., Forest Glade Arena & CPRC 1/2 Auditorium)	Y		\$268.00	Half Day	\$276.00	Half Day	\$8.00	3%		2024-0114
161				Reception Hall / Leisure Gym - Daily Alcohol & Non Alcohol (Only WFCU)	Y		\$1,056.00	Day	\$1,088.00	Day	\$32.00	3%		2024-0114
162				Setup and Take Down Staff Fee (Room Rentals)	Y		\$40.00	Rental	\$41.20	Rental	\$1.20	3%		2024-0114
163				Reception Hall - Daily Alcohol & Non Alcohol (WFCU & CPRC)	Y		\$770.00	18 hours	\$793.00	18 hours	\$23.00	3%		2024-0114
164				Reception Hall - Daily Alcohol & Non Alcohol (WFCU & CPRC)	Y		\$627.00	10 hours	\$646.00	10 hours	\$19.00	3%		2024-0114
165				Reception Hall - Daily Alcohol & Non Alcohol - (WFCU & CPRC)	Y		\$400.00	4 hours	\$412.00	4 hours	\$12.00	3%		2024-0114
166				Setup and Take Down Fee (Arenas only)	Y		\$90.75	1-100 chairs	\$93.50	1-100 chairs	\$2.75	3%		2024-0114
167				Setup and Take Down Fee (Arenas only)	Y		\$136.50	101-150 chairs	\$140.00	101-150 chairs	\$3.50	3%		2024-0114
168				Setup and Take Down Fee (Arenas only)	Y		\$181.75	151 or more chairs	\$187.00	151 or more chairs	\$5.25	3%		2024-0114
169				Partial WFCU main bowl concourse area for fitness	Y		\$31.50	Hour	\$32.50	Hour	\$1.00	3%		2024-0114
170				Projector, Sound System; Aquatic Starter Rental; Start Block Removal or Relocation per set	Y		\$53.25	Each	\$54.75	Each	\$1.50	3%		2024-0114
171				Electrician	Y		\$46.00	Hour	\$47.25	Hour	\$1.25	3%		2024-0114
172				Forklift	Y		\$43.00	Hour	\$44.25	Hour	\$1.25	3%		2024-0114
173				Room Rental Refundable Deposit (Includes Birthday Parties)	Y		\$100.00	Deposit	\$105.00	Deposit	\$5.00	5%		2024-0114
174				Reception Hall Refundable Deposit	Y		\$200.00	Deposit	\$210.00	Deposit	\$10.00	5%		2024-0114
175		Community Programming	Birthday Parties: Excludes Food and Supplies	1-15 Children (Community Centres only) - Ages 6+	Y		\$159.25	2 Hours	\$164.00	2 Hours	\$4.75	3%		2024-0114
176				16-30 Children (Community Centres only) - Ages 6+	Y		\$268.25	2 Hours	\$276.00	2 Hours	\$7.75	3%		2024-0114
177				1-16 Children (Gymnastic Party)	Y		\$262.75	2 Hours	\$270.00	2 Hours	\$7.25	3%		2024-0114
178				16-24 Children (Gymnastic Party)	Y		\$317.75	2 Hours	\$327.00	2 Hours	\$9.25	3%		2024-0114

User Fees included in this schedule are approved during the annual budget process, however, are subject to change based on subsequent Council approval throughout the year.

City of Windsor
User Fee Schedule

Community Services - Recreation & Culture														
Ref #	Notes	Category / Division	Sub-Category / Sub-Division	Fee / Service	HST Appl.	HST Notes	2023 Fee Excluding HST (Approved)		2024 Fee Excluding HST (Recommended)		Change Over Prior Year		Budget Issue Detail Report Reference	
							Cost	Unit of Measure	Cost	Unit of Measure	\$	%	Page #	Issue #
* Note: All Recreation User Fees include HST except Programs for children 14 and under. Implementation date may be January 1st, April 1st or June 1st depending on program.														
179				1-15 Children (Family Birthday Party)	Y		\$206.00	2 Hours	\$212.00	2 Hours	\$6.00	3%		2024-0114
180				16-30 Children (Family Birthday Party)	Y		\$312.00	2 Hours	\$321.00	2 Hours	\$9.00	3%		2024-0114
181				1-15 Children (Nerf Party)	Y		\$185.00	2 Hours	\$190.00	2 Hours	\$5.00	3%		2024-0114
182				16-30 Children (Nerf Party)	Y		\$288.00	2 Hours	\$296.00	2 Hours	\$8.00	3%		2024-0114
183				1-20 Children (Aquatic Party)	Y		\$255.00	2 Hours	\$262.00	2 Hours	\$7.00	3%		2024-0114
184				21-30 Children (Aquatic Party)	Y		\$340.00	2 Hours	\$350.00	2 Hours	\$10.00	3%		2024-0114
185				31-40 Children (Aquatic Party)	Y		\$394.00	2 Hours	\$405.00	2 Hours	\$11.00	3%		2024-0114
186		Community Programming	Malden Park Visitor Centre:	Non Alcohol Rental - Hourly (Includes Patio)	Y		\$66.75	Hourly	\$68.75	Hourly	\$2.00	3%		2024-0114
187			Rentals	Non Alcohol Rental - Daily (Includes Patio)	Y		\$504.00	12 Hours	\$519.00	12 Hours	\$15.00	3%		2024-0114
188				Alcohol Rental - Hourly (Includes Patio)	Y		\$100.00	Hourly	\$103.00	Hourly	\$3.00	3%		2024-0114
189				Alcohol Rental - Daily (Includes Patio)	Y		\$762.75	12 Hours	\$785.00	12 Hours	\$22.25	3%		2024-0114
190				Rental - Non-Profit (Includes Patio)	Y		\$41.75	Hour	\$43.00	Hour	\$1.25	3%		2024-0114
191				Rental - Non-Profit - Kitchen	Y		\$50.00	Flat Rate	\$51.50	Flat Rate	\$1.50	3%		2024-0114
192				Patio Rental Only (Under 4 Hours)	Y		\$30.00	Hourly	\$30.90	Hourly	\$0.90	3%		2024-0114
193				Patio Rental - (4 Hours and Over)	Y		\$97.00	Flat Rate	\$100.00	Flat Rate	\$3.00	3%		2024-0114
194				Patio Rental - Non-Profit Only (Under 4 Hours)	Y		\$18.75	Hourly	\$19.31	Hourly	\$0.56	3%		2024-0114
195				Patio Rental - Non-Profit (4 Hours and Over)	Y		\$62.00	Flat Rate	\$63.86	Flat Rate	\$1.86	3%		2024-0114
196				Malden Park Visitor Centre Sound System	Y		\$25.00	Flat Rate	\$25.75	Flat Rate	\$0.75	3%		2024-0114
197		Sports Services	Stadia Rental and Light Usage	Baseball Stadium: Lit - Adult	Y		\$63.50	Hourly	\$65.50	Hourly	\$2.00	3%		2024-0114
198				Baseball Stadium: Unlit - Adult	Y		\$40.75	Hourly	\$42.00	Hourly	\$1.25	3%		2024-0114
199				Baseball Stadium: Lit - Youth	Y		\$60.00	Hourly	\$61.75	Hourly	\$1.75	3%		2024-0114
200				Baseball Stadium: Unlit - Youth	Y		\$38.25	Hourly	\$39.50	Hourly	\$1.25	3%		2024-0114
201				Soccer Stadium: Lit - Adult	Y		\$57.25	Hourly	\$59.00	Hourly	\$1.75	3%		2024-0114
202				Soccer Stadium: Unlit - Adult	Y		\$31.75	Hourly	\$32.75	Hourly	\$1.00	3%		2024-0114
203				Soccer Stadium: Lit - Youth	Y		\$54.25	Hourly	\$55.75	Hourly	\$1.50	3%		2024-0114
204				Soccer Stadium: Unlit - Youth	Y		\$30.00	Hourly	\$31.00	Hourly	\$1.00	3%		2024-0114
205				John Ivan: Adult Diamonds 1 & 2	Y		\$38.00	Hourly	\$39.00	Hourly	\$1.00	3%		2024-0114
206				John Ivan: Youth Diamonds 1 & 2	Y		\$30.25	Hourly	\$31.25	Hourly	\$1.00	3%		2024-0114
207				John Ivan: Adult Diamonds 3 to 6 (Unlit)	Y		\$31.00	Hourly	\$32.00	Hourly	\$1.00	3%		2024-0114
208				John Ivan: Youth Diamonds 3 to 6 (Unlit)	Y		\$22.50	Hourly	\$23.25	Hourly	\$0.75	3%		2024-0114
209		Sports Services	Sports Fields:	Additional Dragging and Lining (first daily groom, no charge)	Y		\$45.00	Per Diamond	\$46.35	Per Diamond	\$1.35	3%		2024-0114
210			Other Fees	Fee for Reconfiguring Diamonds	Y		\$85.00	\$220 Max/Day	\$90.00	\$230 Max/Day	\$5.00	6%		2024-0114
211				Unauthorized Use of Recreation Facilities	Y		\$500.00	Infraction per Field	\$525.00	Infraction per Field	\$25.00	5%		2024-0114
212		Sports Services	Sports Fields:	Open Field Lit - Adult	Y		\$23.75	Hourly	\$24.50	Hourly	\$0.75	3%		2024-0114
213			Other Bookings/Casual	Open Field Unlit - Adult	Y		\$14.50	Hourly	\$15.00	Hourly	\$0.50	3%		2024-0114
214			Bookings	Open Field Lit - Youth	Y		\$21.00	Hourly	\$21.75	Hourly	\$0.75	4%		2024-0114
215				Open Field Unlit - Youth	Y		\$13.00	Hourly	\$13.50	Hourly	\$0.50	4%		2024-0114
216				Cross Country	Y		\$95.25	4 Hr Time Slot	\$98.00	4 Hr Time Slot	\$2.75	3%		2024-0114
217				Sports Court Rental - Tournaments, private lessons, for profit	Y		\$5.00	Court/Hr	\$5.25	Court/Hr	\$0.25	5%		
218		Special Events	Special Events:	Park Rentals: Major Events (Entire Park)	Y		\$567.75	Day	\$585.00	Day	\$17.25	3%		2024-0114
219			Parks	Park Rentals: Minor Events	Y		\$131.75	Day	\$135.50	Day	\$3.75	3%		2024-0114
220				Community Permit	Y		\$62.00	Day	\$63.75	Day	\$1.75	3%		2024-0114
221				Commercial Park Permit (Fitness Classes, Yoga, etc.)	Y		\$10.00	Hour	\$10.50	Hour	\$0.50	5%		2024-0114
222				Lanspeary (Non Ice) Rental - Minimum 2 Day Rental May - October	Y		\$586.00	Day/Minimum 2 Day Rental	\$603.00	Day/Minimum 2 Day Rental	\$17.00	3%		2024-0114
223				Charles Clark Square (Non Ice), Civic Terrace	Y		\$586.00	Day	\$603.00	Day	\$17.00	3%		2024-0114
224				Weddings & Ceremonies	Y		\$128.75	Day	\$132.00	Day	\$3.25	3%		2024-0114

User Fees included in this schedule are approved during the annual budget process, however, are subject to change based on subsequent Council approval throughout the year.

City of Windsor
User Fee Schedule

Community Services - Recreation & Culture														
Ref #	Notes	Category / Division	Sub-Category / Sub-Division	Fee / Service	HST Appl.	HST Notes	2023 Fee Excluding HST (Approved)		2024 Fee Excluding HST (Recommended)		Change Over Prior Year		Budget Issue Detail Report Reference	
							Cost	Unit of Measure	Cost	Unit of Measure	\$	%	Page #	Issue #
* Note: All Recreation User Fees include HST except Programs for children 14 and under. Implementation date may be January 1st, April 1st or June 1st depending on program.														
225			Special Events: Riverfront Festival Plaza	For Festival Plaza Rental Events (Prime - June - October) Minimum 2 Day Rental	Y		\$1,956.00	Day/ Minimum 2 Day Rental Weekly Max \$9,520	\$2,015.00	Day/ Minimum 2 Day Rental Weekly Max \$9,520	\$59.00	3%		2024-0114
226				For Festival Plaza Rental Events (Non Prime - January - May & November - December) No Minimum	Y		\$1,956.00	Day/Weekly Max \$9,410	\$2,015.00	Day/Weekly Max \$9,410	\$59.00	3%		2024-0114
227				Festival Plaza - Added Fee - Riverfront Access	Y		\$231.50	Event	\$238.50	Event	\$7.00	3%		2024-0114
228				Other Fees	Y		TBD	Use	TBD	Use	n/a	n/a		
229				Non Private Charter	Y		\$180.25	24 Hrs	\$185.50	24 Hrs	\$5.25	3%		2024-0114
230			Special Events: Vessel Docking	Private Charter	Y		\$1,274.25	24 Hrs	\$1,312.50	24 Hrs	\$38.25	3%		2024-0114
231			(Dienne Gardens)	Water Service	Y		\$376.00	Flat Rate	\$387.00	Flat Rate	\$11.00	3%		2024-0114
232		Special Events	Special Events:	Picnic Permits	N		\$74.00	Day	\$76.25	Day	\$2.25	3%		2024-0114
233			Permits	Picnic Permits With Shelter - 100 Capacity	N		\$93.00	Day	\$95.75	Day	\$2.75	3%		2024-0114
234				Picnic Permits With Shelter - Over 100 Capacity	N		\$173.25	Day	\$178.50	Day	\$5.25	3%		2024-0114
235				Farmers Market - Seasonal Rates - With Amenities	N		\$2,317.00	Seasonally	\$2,386.50	Seasonally	\$69.50	3%		2024-0114
236				Farmers Market - Seasonal Rates - Without Amenities	N		\$231.50	Seasonally	\$238.50	Seasonally	\$7.00	3%		2024-0114
237		Special Events	Special Events:	Bleachers + Transportation Costs - Limited Use	Y		\$163.50	Unit Plus Transportation Costs	\$168.25	Unit Plus Transportation Costs	\$4.75	3%		2024-0114
238				Barricades	Y		\$10.50	Per/Day	\$10.50	Per/Day	\$0.00	0%		
239				Garbage Cans	Y		\$10.50	Per/Day	\$10.50	Per/Day	\$0.00	0%		
240				Power Cart < 10 Vendors	Y		\$100.75	Per/Day	\$103.75	Per/Day	\$3.00	3%		2024-0114
241				Power Cart > 10 Vendors	Y		\$165.00	Per/Day	\$170.00	Per/Day	\$5.00	3%		2024-0114
242				Fold & Go Bleachers	Y		\$747.75	1st Day	\$770.00	1st Day	\$22.25	3%		2024-0114
243				Fold & Go Bleachers	Y		\$302.50	After 1st day	\$311.50	After 1st day	\$9.00	3%		2024-0114
244				Hydration Station (Includes Towing Fee)	Y		\$450.00	Day	\$470.00	Day	\$20.00	4%		2024-0114
245				Community Event Banner Poles (Ouellette Ave.): \$50 for removal, reinstallation	Y		\$377.00	2-3 WK	\$388.00	2-3 WK	\$11.00	3%		2024-0114
246				Community Event Banner Poles (Ouellette Ave.): \$50 for removal, reinstallation	Y		\$196.00	1 Week	\$202.00	1 Week	\$6.00	3%		2024-0114
247		Special Events	Special Events:	Showmobile: Use within City Limits: Includes Labour and Transportation	Y		\$938.00	Day or part thereof	\$966.00	Day or part thereof	\$28.00	3%		2024-0114
248			Showmobile	Showmobile: Use outside of City Limits: Includes Labour and Transportation	Y		\$1,250.00	Day or part thereof	\$1,287.50	Day or part thereof	\$37.50	3%		2024-0114
249				Showmobile: Use outside of County Limits:	Y		TBD	Day or part thereof	TBD	Day or part thereof	n/a	n/a		
250			Mobile Stage	Use within City Limits includes Labour and Transportation	Y		\$671.75	Day or part thereof	\$692.00	Day or part thereof	\$20.25	3%		2024-0114
251				Use outside of City Limits includes Labour and Transportation	Y		\$893.00	Day or part thereof	\$920.00	Day or part thereof	\$27.00	3%		2024-0114
252				Use outside of City Limits (Non Charitable Groups): Plus Transportation and labour, costs to be recovered	Y		TBD	Day or part thereof	TBD	Day or part thereof	n/a	n/a		
253			Special Events: Administrative Fees	Noise By-Law Waiver	Y		\$106.50	Each	\$110.00	Each	\$3.50	3%		2024-0114
254				Temporary Road Closure (Special Events) (Minor)	Y		\$106.50	Each	\$110.00	Each	\$3.50	3%		2024-0114
255				Temporary Road Closure (Special Events) (Major)	Y		\$159.75	Each	\$165.00	Each	\$5.25	3%		2024-0114
256				Letter Of Non-Objection	Y		\$80.00	Each	\$82.50	Each	\$2.50	3%		2024-0114
257				Special Event Revisions After Approvals	Y		\$160.00	Event	\$164.50	Event	\$4.50	3%		2024-0114
258				Riverfront Festival Plaza Deposit Fee	Y		\$1,035.00	Event	\$1,066.00	Event	\$31.00	3%		2024-0114

User Fees included in this schedule are approved during the annual budget process, however, are subject to change based on subsequent Council approval throughout the year.

City of Windsor
User Fee Schedule

Community Services - Recreation & Culture														
Ref #	Notes	Category / Division	Sub-Category / Sub-Division	Fee / Service	HST Appl.	HST Notes	2023 Fee Excluding HST (Approved)		2024 Fee Excluding HST (Recommended)		Change Over Prior Year		Budget Issue Detail Report Reference	
							Cost	Unit of Measure	Cost	Unit of Measure	\$	%	Page #	Issue #
* Note: All Recreation User Fees include HST except Programs for children 14 and under. Implementation date may be January 1st, April 1st or June 1st depending on program.														
259		Sports Services	Arena Rate Schedule: Ice	Prime Ice Rates (All Hrs Except Non-Prime)	Y		\$210.00	Hour	\$216.00	Hour	\$6.00	3%		2024-0114
260			Rates, Minor Hockey & Figure Skating Arena Rentals	Non Prime Ice Rates: Weekday Hours between 8am - 3pm	Y		\$192.50	Hour	\$198.00	Hour	\$5.50	3%		2024-0114
261				Youth Prime Ice Rate	Y		\$192.50	Hour	\$198.00	Hour	\$5.50	3%		2024-0114
262				Seniors & Schools Rate (Weekday hours between 8 am - 3pm; except holidays)	Y		\$104.50	Hour	\$107.25	Hour	\$2.75	3%		2024-0114
263		Sports Services	Rinks:	Youth - Arena Floor Rental (Non-Ice)	Y		\$81.50	Hour	\$84.00	Hour	\$2.50	3%		2024-0114
264			Miscellaneous Fees	Adult - Arena Floor Rental (Non-Ice)	Y		\$102.50	Hour	\$105.25	Hour	\$2.75	3%		2024-0114
265				Youth - Arena Floor Rental (Non-Ice)	Y		\$831.25	Day	\$856.00	Day	\$24.75	3%		2024-0114
266				Adult - Arena Floor Rental (Non-Ice)	Y		\$1,022.75	Day	\$1,053.00	Day	\$30.25	3%		2024-0114
267				Nets (for rentals - more than two)	Y		\$5.50	Net	\$5.75	Net	\$0.25	5%		2024-0114
268				Vendor Lobby Room space with table	Y		\$24.00	Hour	\$24.75	Hour	\$0.75	3%		2024-0114
269				Vendor Lobby Room space with table (Non-Profit)	Y		\$11.25	Hour	\$11.75	Hour	\$0.50	4%		2024-0114
270				Public Skating Sponsorship Fee - Indoor	N	3	\$296.00	2 Hours	\$305.00	2 Hours	\$9.00	3%		2024-0114
271				Public Skating Sponsorship Fee - Outdoor	N	3	\$125.00	2 Hours	\$128.75	2 Hours	\$3.75	3%		2024-0114
272				WFCU Staging Pieces	Y		\$56.50	Price Per 4'x8'	\$58.20	Price Per 4'x8'	\$1.70	3%		2024-0114
273				WFCU Parking Lot Fee (commercial/Exclusive Use)	Y		\$68.00	HOURL	\$70.00	HOURL	\$2.00	3%		2024-0114
274				Overnight Dressing Room	Y		\$77.50	Night	\$80.00	Night	\$2.50	3%		2024-0114
275				Dedicated Storage Space	Y		\$2.60	Per Sq. Ft.	\$2.70	Per Sq. Ft.	\$0.10	4%		2024-0114
276				Dedicated Office Space	Y		\$5.70	Per Sq. Ft.	\$5.90	Per Sq. Ft.	\$0.20	4%		2024-0114
277				Dedicated Dressing Room Space	Y		\$8.80	Per Sq. Ft.	\$9.15	Per Sq. Ft.	\$0.35	4%		2024-0114
278		Sports Services	Rinks:	Public Skating Admission: Indoor Arenas: 18 and Under & Seniors (60+)	Y		\$3.25	Person	\$3.50	Person	\$0.25	8%		
279			Public Ice Skating Admission	Public Skating Admission: Indoor Arenas Adults - 19 & Over	Y		\$3.50	Person	\$3.75	Person	\$0.25	7%		2024-0114
280				Public Skating Admission: Indoor Arenas: Family	Y		\$11.75	Family	\$12.25	Family	\$0.50	4%		2024-0114
281				Figure Skate/Hockey Skills Per Person	Y		\$12.00	Person	\$12.50	Person	\$0.50	4%		2024-0114
282		Sports Services	Curling League	Curling League Registration: First League	Y		\$0.00		\$445.75	Person	\$445.75	NEW		CR 516/2023
283				Curling League Registration: First League - Early Bird Rate	Y		\$0.00		\$425.25	Person	\$425.25	NEW		CR 516/2023
284				Curling League Registration: Second League	Y		\$0.00		\$312.75	Person	\$312.75	NEW		CR 516/2023
285				Curling League Registration: Second League - Early Bird Rate	Y		\$0.00		\$292.00	Person	\$292.00	NEW		CR 516/2023
286				Curling League Registration: Additional Leagues	Y		\$0.00		\$41.00	Person	\$41.00	NEW		CR 516/2023
287				Practice Ice	Y		\$0.00		\$9.00	Hour	\$9.00	NEW		CR 516/2023
288		Sports Services	Curling:	2 Hour Ice Rental - Group of 8	Y		\$0.00		\$144.25	Per Sheet	\$144.25	NEW		CR 516/2023
289			Public Ice Rental	2 Hour Ice Rental - Group of 8 - League Member	Y		\$0.00		\$130.25	Per Sheet	\$130.25	NEW		CR 516/2023
290				Instruction Fees (Mandatory for first time curlers)	Y		\$0.00		\$40.00	Session	\$40.00	NEW		CR 516/2023
291		Sports Services	Outdoor Rinks:	Rentals - Lanspeary Outdoor Rink: Ice Rentals- Youth, Senior, Minor Associations, Family Skates, Sponsorship Public Skates	Y		\$115.50	Hour	\$118.80	Hour	\$3.30	3%		2024-0114
292			Skating Rink Rentals	Rentals - Lanspeary Outdoor Rink: Ice Rentals - Adult or For Profit	Y		\$126.00	Hour	\$129.60	Hour	\$3.60	3%		2024-0114
293				School Rates (weekdays between 8 am - 3 pm)	Y		\$60.75	Hour	\$62.50	Hour	\$1.75	3%		2024-0114
294				Staff Overtime (Remain in dressing room beyond 1/2 hour)	Y		100%	Cost Recovery	100%	Cost Recovery	\$0.00	0%		
295		Sports Services	Lakeview Park Marina:	Seasonal Mooring May 1 to Oct 31: - Hydro/Water (Greater of Slip or Boat Size)	Y		\$64.00	Per Foot	\$66.00	Per Foot	\$2.00	3%		2024-0114
296			Seasonal Mooring Wells (May 1 to Oct 31)	Non-Resident Rate: Seasonal Mooring May 1 to Oct 31 Commercial: - Hydro/Water (Greater of Slip or Boat Size)	Y		\$0.00	Per Foot	\$74.75	Per Foot	\$74.75	NEW		2024-0114

User Fees included in this schedule are approved during the annual budget process, however, are subject to change based on subsequent Council approval throughout the year.

City of Windsor
User Fee Schedule

Community Services - Recreation & Culture														
Ref #	Notes	Category / Division	Sub-Category / Sub-Division	Fee / Service	HST Appl.	HST Notes	2023 Fee Excluding HST (Approved)		2024 Fee Excluding HST (Recommended)		Change Over Prior Year		Budget Issue Detail Report Reference	
							Cost	Unit of Measure	Cost	Unit of Measure	\$	%	Page #	Issue #
* Note: All Recreation User Fees include HST except Programs for children 14 and under. Implementation date may be January 1st, April 1st or June 1st depending on program.														
297				Resident Rate Seasonal Mooring May 1 to Oct 31 Commercial: - Hydro/Water (Greater of Slip or Boat Size)	Y		\$81.50	Per Foot	\$84.00	Per Foot	\$2.50	3%		2024-0114
298				Non-Resident Rate: Seasonal Mooring May 1 to Oct 31 Commercial: - Hydro/Water (Greater of Slip or Boat Size)	Y		\$0.00	Per Foot	\$95.50	Per Foot	\$95.50	NEW		2024-0114
299		Lakeview Park Marina: Other Fees		Seasonal Mooring - Transient Mooring (Daily)	Y		\$2.00	Per Foot	\$2.30	Per Foot	\$0.30	15%		2024-0114
300				Seasonal Mooring - Transient Mooring (Monthly)	Y		25% of Seasonal Rate	Month	25% of Seasonal Rate	Month	n/a	n/a		
301				Pavilion at Lakeview Park Marina (conditions apply)	Y		\$92.00	Booking	\$95.00	Booking	\$3.00	3%		2024-0114
302				Mid-Week 3 Day Special (Sunday to Thursday): Excludes Holidays	Y		\$121.50	3 Nights	\$200.00	3 Nights	\$78.50	65%		2024-0114
303				Peche Island Tours	Y		\$7.75	Person	\$10.00	Person	\$2.25	29%		2024-0114
304				Peche Island Tours - 2 Years and Under (Not Yet 3 - You Are Free)	N		Free	2 yrs & Under	Free	2 yrs & Under	n/a	n/a		
305				Jet Ski/ Dinghy Fee (Designated Area)	Y		\$230.00	Season	\$240.00	Season	\$10.00	4%		2024-0114
306				Jet Ski Dock Unit	Y		\$500.00	Unit/Season	\$550.00	Unit/Season	\$50.00	10%		2024-0114
307				Additional Parking Pass (1st 2 are free)	Y		\$11.50	Day	\$12.00	Day	\$0.50	4%		2024-0114
308				Overnight Trailer and Vehicle Parking	Y		\$11.50	Night	\$12.00	Night	\$0.50	4%		2024-0114
309			Weekend Trailer and Vehicle Parking (2 night max)	Y		\$20.25	Weekend	\$21.00	Weekend	\$0.75	4%		2024-0114	
310			2nd Slip (smallest slip registered to boater)	Y		50% of Seasonal Rate	Season	50% of Seasonal Rate	Season	n/a	n/a			
311			Service Fees: Subleasing and-cancellation	Y		\$171.00	Each/Season	\$175.00	Each/Season	\$4.00	2%		2024-0114	
312			Boat Launching Ramps: Daily	Y		\$15.00	Daily	\$15.00	Daily	\$0.00	0%			
313			Boat Launching Ramps: Seasonal	Y		\$187.25	Seasonal	\$195.00	Seasonal	\$7.75	4%		2024-0114	
314			Boat Launching Ramps: Seniors (60 yrs & up) - Seasonal	Y		\$130.75	Seasonal	\$135.00	Seasonal	\$4.25	3%		2024-0114	
315			Boat Launching Ramps: Commercial	Y		\$503.50	Seasonal	\$520.00	Seasonal	\$16.50	3%		2024-0114	
316			Boat Launching Ramps: Sanitary Pumpout (Free with \$75 Fuel Purchase Monday-Friday)	Y		\$15.00	Each	\$15.50	Each	\$0.50	3%		2024-0114	
317			Kayak Racks - 1 Rack	Y		\$85.00	Per Kayak/Season	\$88.00	Per Kayak/Season	\$3.00	4%		2024-0114	
318			Kayak Racks - 2 Racks	Y		\$150.00	Per 2 Kayaks/Season	\$155.00	Per 2 Kayaks/Season	\$5.00	3%		2024-0114	
319	Community and Heritage Facilities	Mackenzie Hall Rentals (without admission)	Court Auditoriums: Arts\Culture Use	Y		\$70.25	Hour	\$72.50	Hour	\$2.25	3%		2024-0114	
320				Macdonald Room/Court Annex/Main Gallery: Arts\Culture Use	Y		\$37.00	Hour	\$38.00	Hour	\$1.00	3%		2024-0114
321				Court Auditoriums: General Use (Non-Prime Time days and evenings)	Y		\$96.50	Hour	\$99.00	Hour	\$2.50	3%		2024-0114
322				Court Auditoriums: General Use - Prime	Y		\$104.50	Hour	\$107.25	Hour	\$2.75	3%		2024-0114
323				Macdonald Room/Court Annex/Main Gallery: Arts\Culture uses (Non-Prime time days and evenings)	Y		\$34.25	Hour	\$35.25	Hour	\$1.00	3%		2024-0114
324			Macdonald Room/Court Annex/Main Gallery: General Use - Prime	Y		\$43.00	Hour	\$44.25	Hour	\$1.25	3%		2024-0114	
325			Mackenzie Hall Rentals (With admission)	Court Auditoriums: Arts\Culture Use	Y		\$85.25	Hour	\$87.50	Hour	\$2.25	3%		2024-0114
326				Macdonald Room/Court Annex/Main Gallery: Arts\Culture Use	Y		\$39.75	Hour	\$41.00	Hour	\$1.25	3%		2024-0114
327				Court Auditoriums: All other uses (Non-Prime Time days and evenings)	Y		\$108.50	Hour	\$111.50	Hour	\$3.00	3%		2024-0114
328				Court Auditoriums: All other uses	Y		\$125.25	Hour	\$128.50	Hour	\$3.25	3%		2024-0114

User Fees included in this schedule are approved during the annual budget process, however, are subject to change based on subsequent Council approval throughout the year.

City of Windsor
User Fee Schedule

Community Services - Recreation & Culture															
Ref #	Notes	Category / Division	Sub-Category / Sub-Division	Fee / Service	HST Appl.	HST Notes	2023 Fee Excluding HST (Approved)		2024 Fee Excluding HST (Recommended)		Change Over Prior Year		Budget Issue Detail Report Reference		
							Cost	Unit of Measure	Cost	Unit of Measure	\$	%	Page #	Issue #	
* Note: All Recreation User Fees include HST except Programs for children 14 and under. Implementation date may be January 1st, April 1st or June 1st depending on program.															
329				Macdonald Room/Court Annex/Main Gallery: All other uses (Non-Prime Time days and evenings)	Y		\$43.00	Hour	\$44.25	Hour	\$1.25	3%		2024-0114	
330				Macdonald Room/Court Annex/Main Gallery: All other uses	Y		\$53.50	Hour	\$55.00	Hour	\$1.50	3%		2024-0114	
331				Ontario Tribunals	Y		\$180.00	Hour	\$185.00	Hour	\$5.00	3%		2024-0114	
332		Mackenzie Hall Misc		Group Tours: Adults (19+)	Y		\$4.25	Adults	\$4.50	Adults	\$0.25	6%		2024-0114	
333				Group Tours: Seniors (60+)	Y		\$3.75	Seniors	\$4.00	Seniors	\$0.25	7%		2024-0114	
334				Group Tours: Children (18 & below)	Y		\$2.75	Children	\$3.00	Children	\$0.25	9%		2024-0114	
335				Group Tours: School/Student/Community Group	Y		\$2.75	School/Student	\$3.00	School/Student	\$0.25	9%		2024-0114	
336				Special Tour	Y		\$80.00	Hour	\$82.50	Hour	\$2.50	3%		2024-0114	
337				Mackenzie Hall Park: Gazebo for Weddings	Y		\$226.00	Event	\$235.00	Event	\$9.00	4%		2024-0114	
338				Service Fees: Technician Fee	Y		\$60.25	Hour	\$62.00	Hour	\$1.75	3%		2024-0114	
339				Extra Staffing Fee	Y		\$24.25	Hour	\$25.00	Hour	\$0.75	3%		2024-0114	
340				Screen, TV, VCR, DVD	Y		\$10.50	Each	\$11.00	Each	\$0.50	5%		2024-0114	
341				Microphone, Microphone Stand, CD Player, Coffee/Tea Urn	Y		\$5.20	Each	\$5.50	Each	\$0.30	6%		2024-0114	
342				Mixer, Stage Set-Up	Y		\$21.25	Each	\$22.00	Each	\$0.75	4%		2024-0114	
343				Speakers (Pair), Amplifier	Y		\$26.50	Each	\$27.25	Each	\$0.75	3%		2024-0114	
344				Art Exhibitions	Y		\$35.50	Day	\$36.50	Day	\$1.00	3%		2024-0114	
345			Photo Session	Y		\$119.50	Hour	\$123.00	Hour	\$3.50	3%		2024-0114		
346			Security Deposit	N		\$200.00	Event	\$210.00	Event	\$10.00	5%		2024-0114		
347		Community and Heritage Facilities	Mackenzie Hall Linen	Napkins - White	Y		\$0.25	Each	\$0.30	Each	\$0.05	20%		2024-0114	
348					72"x72" (Round and 5') - White	Y		\$2.00	Each	\$2.25	Each	\$0.25	13%		2024-0114
349					90"x90" (Skirt Long Tables) - White	Y		\$3.50	Each	\$3.75	Each	\$0.25	7%		2024-0114
350					54"x120" (8' Banquet Tables) - White	Y		\$3.50	Each	\$3.75	Each	\$0.25	7%		2024-0114
351					Napkins - Colour	Y		\$0.50	Each	\$0.55	Each	\$0.05	10%		2024-0114
352					72"x72" (Round and 5') - Colour	Y		\$2.25	Each	\$2.50	Each	\$0.25	11%		2024-0114
353					90"x90" (Skirt Long Tables) - Colour	Y		\$4.50	Each	\$4.75	Each	\$0.25	6%		2024-0114
354					54"x120" (8' Banquet Tables) - Colour	Y		\$4.00	Each	\$4.25	Each	\$0.25	6%		2024-0114
355		Community and Heritage Facilities	Willistead	Morning/Billiard/Library; Reception w/ dance only (54ppl) - Prime	Y		\$922.25	Event	\$950.00	Event	\$27.75	3%		2024-0114	
356					Morning/Billiard/Library; Reception w/ dance only (54ppl) - Non-Prime	Y		\$574.00	Event	\$590.00	Event	\$16.00	3%		2024-0114
357					Morning/Billiard/Library Room; Inside Ceremony (80 ppl); Reception (54 ppl) - Prime	Y		\$1,473.00	Event	\$1,520.00	Event	\$47.00	3%		2024-0114
358					Morning/Billiard/Library Room; Inside Ceremony (80 ppl); Reception (54 ppl) - Non-Prime	Y		\$917.00	Event	\$940.00	Event	\$23.00	3%		2024-0114
359					Morning/Billiard/Library; Outside Ceremony (100 ppl); Reception (54 ppl) - Prime	Y		\$1,849.00	Event	\$1,900.00	Event	\$51.00	3%		2024-0114
360					Morning/Billiard/Library; Outside Ceremony (100 ppl); Reception (54 ppl) - Non-Prime	Y		\$1,377.00	Event	\$1,425.00	Event	\$48.00	3%		2024-0114
361					Morning/Billiard/Library 4 Hours Rental - Prime	Y		\$913.00	4 Hours	\$940.00	4 Hours	\$27.00	3%		2024-0114
362					Morning/Billiard/Library 4 Hours Rental - Non-Prime Monday - Thursday	Y		\$401.00	4 Hours	\$415.00	4 Hours	\$14.00	3%		2024-0114
363					Morning/Billiard/Library + Dining Room 4 Hours Rental - Non-Prime Mon-Thursday - Meetings/Performances (Arts/Culture)	Y		\$443.00	4 Hours	\$455.00	4 Hours	\$12.00	3%		2024-0114
364					Dining Room Ceremony (52 ppl); reception/Dinner (32 ppl) - Prime	Y		\$413.00	Event	\$425.00	Event	\$12.00	3%		2024-0114

User Fees included in this schedule are approved during the annual budget process, however, are subject to change based on subsequent Council approval throughout the year.

City of Windsor
User Fee Schedule

Community Services - Recreation & Culture														
Ref #	Notes	Category / Division	Sub-Category / Sub-Division	Fee / Service	HST Appl.	HST Notes	2023 Fee Excluding HST (Approved)		2024 Fee Excluding HST (Recommended)		Change Over Prior Year		Budget Issue Detail Report Reference	
							Cost	Unit of Measure	Cost	Unit of Measure	\$	%	Page #	Issue #
* Note: All Recreation User Fees include HST except Programs for children 14 and under. Implementation date may be January 1st, April 1st or June 1st depending on program.														
365				Dining Room Ceremony (52 ppl); reception/Dinner (32 ppl) - Non-Prime	Y		\$228.00	Event	\$235.00	Event	\$7.00	3%		2024-0114
366				North/East Gallery Reception w/ dance only (100 -120 ppl) - Prime	Y		\$1,315.00	Event	\$1,350.00	Event	\$35.00	3%		2024-0114
367				North/East Gallery Reception w/ dance only (100 -120 ppl) - Non-Prime	Y		\$1,032.00	Event	\$1,060.00	Event	\$28.00	3%		2024-0114
368				North/East Gallery Ceremony Inside (52 - 80 ppl); Reception (100 - 120 ppl) - Prime	Y		\$2,012.00	Event	\$2,065.00	Event	\$53.00	3%		2024-0114
369				North/East Gallery Ceremony Inside (52 - 80 ppl); Reception (100 - 120 ppl) - Non-Prime	Y		\$1,376.00	Event	\$1,415.00	Event	\$39.00	3%		2024-0114
370				North/East Gallery Ceremony Outside (100 ppl); Reception (100 - 120 ppl) - Prime	Y		\$2,215.00	Event	\$2,275.00	Event	\$60.00	3%		2024-0114
371				North/East Gallery Ceremony Outside (100 ppl); Reception (100 - 120 ppl) - Non-Prime	Y		\$1,605.00	Event	\$1,650.00	Event	\$45.00	3%		2024-0114
372				North/East 4 Hour Rental - Prime	Y		\$1,302.00	4 Hours	\$1,340.00	4 Hours	\$38.00	3%		2024-0114
373				North/East 4 Hour Rental - (Arts/Culture/Heritage) Non-Prime Monday - Thursday	Y		\$445.00	4 Hours	\$460.00	4 Hours	\$15.00	3%		2024-0114
374				Great Hall Photos and/or Ceremony Inside	Y		\$235.00	Event	\$245.00	Event	\$10.00	4%		2024-0114
375				Paul Martin Garden Photos (no manor access)	Y		\$153.00	Event	\$160.00	Event	\$7.00	5%		2024-0114
376				Bridal Room (Walker bedroom, subject to availability)	Y		\$149.00	Event	\$155.00	Event	\$6.00	4%		2024-0114
377				Coach House Meeting Room	Y		\$304.00	Event	\$315.00	Event	\$11.00	4%		2024-0114
378				Coach House Meeting Room (Arts/Culture/Heritage)	Y		\$166.00	Event	\$175.00	Event	\$9.00	5%		2024-0114
379				Dining Room Ceremony Inside - Prime	Y		\$787.00	Event	\$810.00	Event	\$23.00	3%		2024-0114
380				Dining Room Ceremony Inside - Non-Prime (Monday-Thursday)	Y		\$573.00	Event	\$590.00	Event	\$17.00	3%		2024-0114
381				Outside Ceremony only; Paul Martin Gardens (100 ppl) - Prime	Y		\$991.00	Event	\$1,020.00	Event	\$29.00	3%		2024-0114
382				Outside Ceremony only; Paul Martin Gardens (100 ppl) - Non-Prime	Y		\$802.00	Event	\$825.00	Event	\$23.00	3%		2024-0114
383				Drawing Room - Small Ceremony (20 ppl) - Prime	Y		\$418.00	Event	\$430.00	Event	\$12.00	3%		2024-0114
384				Drawing Room - Small Ceremony (20 ppl) - Non-Prime	Y		\$304.00	Event	\$315.00	Event	\$11.00	4%		2024-0114
385				Willistead Manor Full Manor - 120 seated/225 cocktail - Prime	Y		\$4,276.00	Event	\$4,400.00	Event	\$124.00	3%		2024-0114
386				Willistead Manor Full Manor - 120 seated/225 cocktail - Non-Prime	Y		\$2,294.00	Event	\$2,375.00	Event	\$81.00	4%		2024-0114
387				Space Discount	Y		Negotiable	Event	Negotiable	Event				2024-0114
388				Public Tours-Adults	Y		\$6.25	Event	\$6.50	Event	\$0.25	4%		2024-0114
389				Public Tours-Children	Y		\$2.75	Event	\$3.00	Event	\$0.25	9%		2024-0114
390				Public Tours-Seniors	Y		\$5.25	Event	\$5.50	Event	\$0.25	5%		2024-0114
391				Scheduled Tours	Y		\$5.25	Event	\$5.50	Event	\$0.25	5%		2024-0114
392				Baby Grand Piano	Y		\$112.50	Each	\$120.00	Each	\$7.50	7%		2024-0114
393			Duff Baby	Tour of Duff Baby	Y		\$67.50	Tour	\$70.00	Tour	\$2.50	4%		2024-0114
394			Art Cart Tour	Regularly Scheduled Art Cart Tours	Y		FREE		FREE					2024-0114
395				Booked Art Cart Tour (non-public hours) 1 Hour	Y		\$67.50	Flat Rate	\$69.50	Flat Rate	\$2.00	3%		2024-0114
396				Booked Art Cart Tour (non-public hours) 1.5 Hour	Y		\$101.00	Flat Rate	\$105.00	Flat Rate	\$4.00	4%		2024-0114
397			Windsor Community Museum	Book wrapping - 1 book	Y		\$8.50	Each	\$8.75	Each	\$0.25	3%		2024-0114
398				Book wrapping - 3 books or more	Y		\$5.70	Each	\$6.00	Each	\$0.30	5%		2024-0114
399				Commercial User of Museum Windsor Images	Y		\$35.00	Each	\$36.00	Each	\$1.00	3%		2024-0114
400				Encapsulation - 1 item	Y		\$11.40	Each	\$11.75	Each	\$0.35	3%		2024-0114

User Fees included in this schedule are approved during the annual budget process, however, are subject to change based on subsequent Council approval throughout the year.

City of Windsor
User Fee Schedule

Community Services - Recreation & Culture														
Ref #	Notes	Category / Division	Sub-Category / Sub-Division	Fee / Service	HST Appl.	HST Notes	2023 Fee Excluding HST (Approved)		2024 Fee Excluding HST (Recommended)		Change Over Prior Year		Budget Issue Detail Report Reference	
							Cost	Unit of Measure	Cost	Unit of Measure	\$	%	Page #	Issue #
* Note: All Recreation User Fees include HST except Programs for children 14 and under. Implementation date may be January 1st, April 1st or June 1st depending on program.														
401				Encapsulation - 2 or more items	Y		\$8.55	Each	\$9.00	Each	\$0.45	5%		2024-0114
402				Encapsulation - items larger than 4'x4'	Y		\$22.55	Each	\$23.25	Each	\$0.70	3%		2024-0114
403				Photocopying (per page legal and letter)	Y		\$0.25	Each	\$0.00	Each	(\$0.25)	-100%		2024-0114
404				Photocopying (per Ledger page 11 x 17)	Y		\$0.50	Each	\$0.00	Each	(\$0.50)	-100%		2024-0114
405				Research (first 15 minutes)	Y		FREE		FREE		n/a	n/a		
406				Research (each additional 15 minutes)	Y		\$17.00	Flat Rate	\$17.50	Flat Rate	\$0.50	3%		2024-0114
407				Map Service Fees (1-5 sheets)	Y		\$22.50	Flat Rate	\$23.25	Flat Rate	\$0.75	3%		2024-0114
408				Map Service Fees (6-10 sheets)	Y		\$28.00	Flat Rate	\$28.75	Flat Rate	\$0.75	3%		2024-0114
409				Map Service Fees (11-15 sheets)	Y		\$34.00	Flat Rate	\$35.00	Flat Rate	\$1.00	3%		2024-0114
410				Map Service Fees (16-20 sheets)	Y		\$40.25	Flat Rate	\$41.50	Flat Rate	\$1.25	3%		2024-0114
411				Scanning/Printing of Images	Y		\$8.00	Image	\$8.25	Image	\$0.25	3%		2024-0114
412				Microfiche/Film Reproduction (8 1/2 x 11 output)	Y		\$2.25	Page	\$2.50	Page	\$0.25	11%		2024-0114
413				Microfiche/Film Reproduction emailed or mailing of CD	Y		\$2.25	Page	\$2.50	Page	\$0.25	11%		2024-0114
414				Outreach Lecture (Performed by Willistead, Sculpture Park or Museum Windsor)	Y		\$50.00	Each	\$51.50	Each	\$1.50	3%		2024-0114
415				Specialty Walking Tour	Y		\$5.50	Person	\$5.75	Person	\$0.25	5%		2024-0114
416				School/Group Programs	N		\$5.50	Student	\$5.75	Student	\$0.25	5%		2024-0114
417				After hours Booking Fee	Y		\$67.50	Flat Rate	\$69.50	Flat Rate	\$2.00	3%		2024-0114
418		Community and Heritage Facilities	Chimczuk Museum	Adults	Y		\$5.50	Per Person	\$5.75	Per Person	\$0.25	5%		2024-0114
419			Admission/Program and Membership Fees	Students 3 - 24 age with student card	Y		\$4.50	Per person	\$4.75	Per person	\$0.25	6%		2024-0114
420				Seniors	Y		\$4.50	Per person	\$4.75	Per person	\$0.25	6%		2024-0114
421				Adult/Senior - Joint Admission - Chimczuk Museum & Art Gallery of Windsor (\$8 AGW + \$5.50 Chimczuk Museum)	Y		\$13.25	Per person	\$13.75	Per person	\$0.50	4%		2024-0114
422				Family - using existing Family definition in fee schedule	Y		\$17.00	Family	\$18.00	Family	\$1.00	6%		2024-0114
423				School Children with pre-booked visit	Y		\$3.40	Per person	\$3.50	Per person	\$0.10	3%		2024-0114
424				School Children with pre-booked program min. 15 students required per booking	Y		\$5.50	Per person	\$5.75	Per person	\$0.25	5%		2024-0114
425				School Children pre-booked double program min. 15 students required per booking	Y		\$8.50	Per person	\$8.75	Per person	\$0.25	3%		2024-0114
426				Adult pre-booked group min 15 adults required per booking	Y		\$4.70	Per person	\$5.00	Per person	\$0.30	6%		2024-0114
427				Adult pre-booked group program min 15 adults required per booking	Y		\$6.75	Per person	\$7.00	Per person	\$0.25	4%		2024-0114
428				Family membership to include a companion pass that can be used with visiting grandparent/cousin/friend	Y		\$56.40	Per person	\$58.00	Per person	\$1.60	3%		2024-0114
429				Individual membership	Y		\$17.10	Per person	\$17.75	Per person	\$0.65	4%		2024-0114
430				Museum Members & Museum Volunteer Group - Gift Shop Purchase Discount	Y		10%	Discount	10%	Discount	\$0.00	0%		
431				Museum Members & Museum Volunteer Group - Supplementary Program Fee Discount	Y		10%	Discount	10%	Discount	\$0.00	0%		
HST Notes:														
1 Only if this is a program of events and is provided primarily to children under 15.														
2 Unless this is a program of events and is provided primarily to children under 15.														
3 Unless sponsorship is by way of advertising in the media.														

City of Windsor
User Fee Schedule

Infrastructure Services - Engineering														
Ref #	Notes	Category / Division	Sub-Category / Sub-Division	Fee / Service	HST Appl.	HST Notes	2023 Fee Excluding HST (Approved)		2024 Fee Excluding HST (Recommended)		Change Over Prior Year		Budget Issue Detail Report Reference	
							Cost	Unit of Measure	Cost	Unit of Measure	\$	%	Page #	Issue #
Note: All Development and Geomatics products include a 7% GIS Surcharge Fee														
1		Development	Development	Annual Encroachment Inspection Fee	N		\$68.00	per inspection	\$74.50	per inspection	\$6.50	10%		2024-0009
2		Development	Development	Encroachment Land Value Fee - Commercial	N		\$12.00	per sq. ft.	\$15.00	per sq. ft.	\$3.00	25%		By-Law 77-2023
3		Development	Development	Encroachment Land Value Fee - Downtown	N		\$25.00	per sq. ft.	\$36.00	per sq. ft.	\$11.00	44%		By-Law 77-2023
4		Development	Development	Encroachment Land Value Fee - Industrial	N		\$2.30	per sq. ft.	\$7.00	per sq. ft.	\$4.70	204%		By-Law 77-2023
5		Development	Development	Encroachment Land Value Fee - Institutional	N		\$5.00	per sq. ft.	\$5.00	per sq. ft.	\$0.00	0%		
6		Development	Development	Encroachment Land Value Fee - Parking	N		\$350.00	per space	\$350.00	per 200 sq.ft parking space	\$0.00	0%		By-Law 77-2023
7		Development	Development	Encroachment Land Value Fee - Residential	N		\$10.00	per sq. ft.	\$12.00	per sq. ft.	\$2.00	20%		By-Law 77-2023
8	1	Development	Development	Annual Moving/Oversized Load Permit	N		\$2,460.75	Vehicle/Year	\$2,460.75	Vehicle/Year	\$0.00	0%		
9	2	Development	Development	City Share of Private Drain Connection Replacement Cost Rebate (Max) (CR189-2014)	N		\$2,000.00	Per replacement	\$2,000.00	Per replacement	\$0.00	0%		
10	2	Development	Development	City Share of Private Drain Connection Replacement Cost rebate at 50% of the cost of replacement subject to meeting eligibility criteria (CR189/2014)	N		50.00%	Per replacement	50.00%	Per replacement	\$0.00	0%		
11	5	Development	Development	City Share of Private Drain Connection Replacement Cost Rebate in established Downspout Disconnection Areas subject to meeting eligibility criteria	N		\$4,000.00	Per replacement	\$4,000.00	Per replacement	\$0.00	0%		
12		Development	Development	Encroachment Application Fee (includes G.I.S. fee)	N		\$229.25	per application	\$229.25	per application	\$0.00	0%		
13		Development	Development	Encroachment Surcharge (Refundable Indemnity deposit)	N		\$102.00	per application	\$0.00	per application	(\$102.00)	(100%)		2024-0226
14		Development	Development	Engineering/Development Review Fee	N		4%	Total Construction Cost	4%	Total Construction Cost	\$0.00	0%		
15		Development	Development	Environmental Compliance Approval Review Process Non-refundable Administration Fees	N		\$1,019.00	per application & Re-application ** for 1-50 lots/Units	\$1,019.00	per application & Re-application ** for 1-50 lots/Units	\$0.00	0%		
16		Development	Development	Environmental Compliance Approval Review Process Non-refundable Administration Fees	N		\$1,630.50	per application & Re-application ** for 51-100 lots/Units	\$1,630.50	per application & Re-application ** for 51-100 lots/Units	\$0.00	0%		
17		Development	Development	Environmental Compliance Approval Review Process Non-refundable Administration Fees	N		\$2,853.25	per application & Re-application ** for 101-200 lots/Units	\$2,853.25	per application & Re-application ** for 101-200 lots/Units	\$0.00	0%		
18		Development	Development	Environmental Compliance Approval Review Process Non-refundable Administration Fees	N		\$3,668.50	per application & Re-application ** for greater than 200 Lots/Units	\$3,668.50	per application & Re-application ** for greater than 200 Lots/Units	\$0.00	0%		
19		Development	Development	Environmental Protection Act, s. 179.1, Administrative Processing Fee	N		\$200.00	per application	\$200.00	per application	\$0.00	0%		
20		Development	Development	Environmental Site Audit Letter	Y		\$68.25	Per Letter	\$68.25	Per Letter	\$0.00	0%		
21		Development	Development	Hard Surface Restoration - Administration Fee	N		\$210.00	Per Project	\$216.00	Per Project	\$6.00	3%		2024-0009
22		Development	Development	Hard Surface Restoration - Asphalt (up to 4 inches)	N		\$2,020.00	Per 10x12 Ft pit	\$2,060.00	Per 10x12 Ft pit	\$40.00	2%		2024-0009
23		Development	Development	Hard Surface Restoration - Asphalt (over 4 inches)	N		\$2,100.00	Per 10x12 Ft pit	\$2,142.00	Per 10x12 Ft pit	\$42.00	2%		2024-0009
24		Development	Development	Hard Surface Restoration - Asphalt on Concrete	N		\$2,844.00	Per 10x12 Ft pit	\$2,901.00	Per 10x12 Ft pit	\$57.00	2%		2024-0009

User Fees included in this schedule are approved during the annual budget process, however, are subject to change based on subsequent Council approval throughout the year.

City of Windsor
User Fee Schedule

Infrastructure Services - Engineering														
Ref #	Notes	Category / Division	Sub-Category / Sub-Division	Fee / Service	HST Appl.	HST Notes	2023 Fee Excluding HST (Approved)		2024 Fee Excluding HST (Recommended)		Change Over Prior Year		Budget Issue Detail Report Reference	
							Cost	Unit of Measure	Cost	Unit of Measure	\$	%	Page #	Issue #
25		Development	Development	Hard Surface Restoration - Concrete (up to 6 inches)	N		\$2,508.00	Per 10x12 Ft pit	\$2,558.00	Per 10x12 Ft pit	\$50.00	2%		2024-0009
26		Development	Development	Hoarding Monthly Inspection Fee	N		\$62.00	Per Inspection	\$65.50	Per Inspection	\$3.50	6%		2024-0009
27		Development	Development	Hoarding on Right-of-way (minimum \$65) - Untravelled area - Travelled area	Y		\$0.75	Per Linear Ft. Per Square Ft.	\$0.75	Per Linear Ft. Per Square Ft.	\$0.00	0%		
28		Development	Development	Lawyer's Letter-Any written request to a lawyer's request such as site plan, subdivision, consent to amend, encroachments, release of rights, etc.	Y		\$121.25	Per Letter	\$121.25	Per Letter	\$0.00	0%		
29		Development	Development	Minimum Annual Fee Non-Residential Type Encroachments	N		\$0.00	per encroachment	\$25.00	per encroachment	\$25.00	New		CR425/81
30		Development	Development	Minimum One-Time Fee Residential Type Encroachments	N		\$102.00	per encroachment	\$102.00	per encroachment	\$0.00	0%		
31	1	Development	Development	Moving/Oversized Load Permit (minimum) up to first 10 moves	N		\$259.50	Per Move for First ten (10) moves	\$259.50	Per Move for First ten (10) moves	\$0.00	0%		
32	1	Development	Development	Moving/Oversized Load Project Permit: First ten (10) moves 11th and subsequent move	N		\$259.50	For First Ten (10) moves	\$259.50	For First Ten (10) moves	n/a	n/a		
							\$122.25	Per 11th & subsequent move	\$122.25	Per 11th & subsequent move				
33		Development	Development	Non-Refundable Permit Application Fee	N		\$0.00	per permit application	\$100.00	per permit application	\$100.00	new		2024-0226
34		Development	Development	Off-Site Improvements - Sidewalk Contribution	N		\$115.00	per linear meter	\$115.00	per linear meter	\$0.00	0%		
35		Development	Development	Off-Site Improvements - Curb and Gutter Contribution	N		\$60.00	per linear metre	\$60.00	per linear metre	\$0.00	0%		
36		Development	Development	Off-Site Improvements - Gravel Alley Contribution	N		\$100.00	per linear metre	\$100.00	per linear metre	\$0.00	0%		
37		Development	Development	Off-Site Improvements - Asphalt Alley Contribution	N		\$250.00	per linear metre	\$250.00	per linear metre	\$0.00	0%		
38		Development	Development	Outdoor Café located on Public Right of Way	N		\$3.00	per sq. ft.	\$3.00	per sq. ft.	\$0.00	0%		
39		Development	Development	Resubmission fee for Stormwater Reviews – 3 rd and subsequent submission			\$200.00	Per submission	\$200.00	Per submission	\$0.00	0%		
40		Development	Development	Right-of-way Permit for: -Sewer work, driveways, utility work, water service, other (day closure, signs, structure or object on ROW, temporary construction access, etc.)	N		\$224.00	Per Permit	\$272.00	Per Permit	\$48.00	21%		2024-0226
41		Development	Development	Schedule 6 MOE Schedule of Fees for Environmental Compliance Approval Review of storm and sanitary pump stations, force mains, and sanitary sewage detention chambers or oversized sewers, including the expansion of an existing facility that involves an increase in the related capacity of the facility.	N		\$1,800.00	per review item	\$1,800.00	per review item	\$0.00	0%		
42		Development	Development	Schedule 6 MOE Schedule of Fees for Environmental Compliance Approval Review of storm and sanitary sewers and appurtenances, including expansion of existing sewers.	N		\$900.00	per sewer	\$900.00	per sewer	\$0.00	0%		

User Fees included in this schedule are approved during the annual budget process, however, are subject to change based on subsequent Council approval throughout the year.

City of Windsor
User Fee Schedule

Infrastructure Services - Engineering														
Ref #	Notes	Category / Division	Sub-Category / Sub-Division	Fee / Service	HST Appl.	HST Notes	2023 Fee Excluding HST (Approved)		2024 Fee Excluding HST (Recommended)		Change Over Prior Year		Budget Issue Detail Report Reference	
							Cost	Unit of Measure	Cost	Unit of Measure	\$	%	Page #	Issue #
43		Development	Development	Schedule 6 MOE Schedule of Fees for Environmental Compliance Approval Review of a facility for attenuating stormwater runoff peak flow rate or volume or for managing stormwater runoff quality, such as detention or retention pools, underground chambers, oversized sewers, rooftop storage, parking lot storage, oil, grit and silt separators, flow control outlet structures, infiltration wells, perforated sewers, and trenches or outfalls, including the expansion of an existing facility that involves an increase in the rated capacity of	N		\$2,000.00	per application	\$2,000.00	per application	\$0.00	0%		
44		Development	Development	Sewer Information Sheet	Y		\$26.55	Per Sheet	\$26.55	Per Sheet	\$0.00	0%		
45		Development	Development	Sewer Permit Letter/Public Right-of-Way	Y		\$98.75	Per Letter	\$98.75	Per Letter	\$0.00	0%		
46		Development	Development	Sewer Work - Tap Inspection Fee	Y		\$209.00	Per Inspection	\$209.00	Per Inspection	\$0.00	0%		
47		Development	Development	Sidewalk Café Application Fee	N		\$0.00	per application	\$0.00	per application	\$0.00	n/a		
48		Development	Development	Sidewalk Café Permit	N		\$224.00	Per Permit	\$224.00	Per Permit	\$0.00	0%		
49		Development	Development	Stormwater Review Fee for sites less than 2Ha in size			\$490.00	Per application	\$490.00	Per application	\$0.00	0%		
50		Development	Development	Stormwater Review Fee for sites greater than 2Ha in size			\$820.00	Per application	\$820.00	Per application	\$0.00	0%		
51		Development	Development	Stormwater Review Fee related to SPC Amendment (AMT) Type applications (all sizes of site)			\$430.00	Per application	\$430.00	Per application	\$0.00	0%		
52		Development	Development	Traffic Control Plan Review Fee	N		\$25.00	Per review	\$25.00	Per review	\$0.00	0%		
53		Development	Development	Utility Review Fee	Y		\$69.15	per review	\$69.15	per review	\$0.00	0%		
54		Development	Development	Utility Road Segment Fee (2nd and subsequent segments)	N		\$0.00	per road segment	\$272.00	per road segment	\$272.00	new		2024-0226
55		Engineering	Engineering	Local Improvement Flat Rate – Sanitary Sewer	N		\$300.00	Per linear metre property frontage	\$435.00	Per linear metre property frontage	\$135.00	45%		2024-0157
56		Engineering	Engineering	Local Improvement Flat Rate –Storm Sewer	N		\$270.00	Per linear metre property frontage	\$400.00	Per linear metre property frontage	\$130.00	48%		2024+0157
57		Engineering	Engineering	Private Drain Connection Installation Flat Rate	N		\$3,453.00	Per Connection	\$3,831.00	Per Connection	\$378.00	11%		2024-0157
58		Geomatics	Geomatics	1:15,000 Street Map - Double Line Map - 36" x 56" Plot	Y		\$14.50	Per plot	\$14.50	Per plot	\$0.00	0%		
59		Geomatics	Geomatics	1:15,000 Street Map - Double Line Map - 36" x 56" Plot FULL COLOUR	Y		\$24.25	Per plot	\$24.25	Per plot	\$0.00	0%		
60		Geomatics	Geomatics	1:20,000 Street Map - Double Line Map - 28" x 42" Plot	Y		\$11.25	Per plot	\$11.25	Per plot	\$0.00	0%		
61		Geomatics	Geomatics	1:30,000 Street Map - Single Line Map - 20" x 28" Plot	Y		\$8.25	Per plot	\$8.25	Per plot	\$0.00	0%		
62		Geomatics	Geomatics	11" x 17" Street Map - Single Line Map - Print	Y		\$5.75	Per print	\$5.75	Per print	\$0.00	0%		
63		Geomatics	Geomatics	Aerial Contact Photo - 9" x 9" laser print - multiples of same photo	Y		\$3.75	Per copy	\$3.75	Per copy	\$0.00	0%		
64		Geomatics	Geomatics	Aerial Contact Print - 9" x 9" laser photo scanned to PDF (600-1200 DPI), copied to CD - includes research, validation and printing or file transfer	Y		\$28.25	Per Photo	\$28.25	Per Photo	\$0.00	0%		
65		Geomatics	Geomatics	Aerial Contact Print - 9" x 9" laser print from scanned product - includes research, validation and printing	Y		\$9.25	Per Photo	\$9.25	Per Photo	\$0.00	0%		
66		Geomatics	Geomatics	Autocad Street Map - Digital Autocad File on CD	Y		\$267.50	per CD	\$267.50	per CD	\$0.00	0%		
67		Geomatics	Geomatics	Benchmark Book - Bound Book Format & Map	Y		\$16.00	Per file	\$16.00	Per file	\$0.00	0%		
68		Geomatics	Geomatics	Contract Specifications Book 2 binder/hard copy	Y		\$128.50	Per file	\$128.50	Per file	\$0.00	0%		
69		Geomatics	Geomatics	Contract Specifications Book 2 Drawings only	Y		\$42.75	Per file	\$42.75	Per file	\$0.00	0%		
70		Geomatics	Geomatics	Custom Map - 24"x36" and larger - Photo as base with parcels, street names, addresses, pavement	Y		\$102.00	minimum plus per hour rate	\$102.00	minimum plus per hour rate	\$0.00	0%		
71		Geomatics	Geomatics	Custom Service - Per hour rate	Y		\$51.00	Per hour	\$51.00	Per hour	\$0.00	0%		
72	3	Geomatics	Geomatics	Digital Address Map Book on CD	Y		\$27.00	Per CD	\$27.00	Per CD	\$0.00	0%		

User Fees included in this schedule are approved during the annual budget process, however, are subject to change based on subsequent Council approval throughout the year.

City of Windsor
User Fee Schedule

Infrastructure Services - Engineering														
Ref #	Notes	Category / Division	Sub-Category / Sub-Division	Fee / Service	HST Appl.	HST Notes	2023 Fee Excluding HST (Approved)		2024 Fee Excluding HST (Recommended)		Change Over Prior Year		Budget Issue Detail Report Reference	
							Cost	Unit of Measure	Cost	Unit of Measure	\$	%	Page #	Issue #
73		Geomatics	Geomatics	Digital Aerial, geo-referenced, exported to low resolution, custom request - Cut from MrSid - lower resolution - size negotiable as requested	Y		\$51.00	minimum plus per hour rate	\$51.00	minimum plus per hour rate	\$0.00	0%		
74		Geomatics	Geomatics	Digital Building Outlines with heights, 1000m x 1000m Tile - DWG Format. Rooftops	Y		\$53.50	Per file	\$53.50	Per file	\$0.00	0%		
75		Geomatics	Geomatics	Digital Building Outlines with heights, Entire City - DWG Format - copied to CD - Rooftops	Y		\$1,070.00	Per file	\$1,070.00	Per file	\$0.00	0%		
76		Geomatics	Geomatics	Digital Ortho Low Level 10cm - MrSid format on DVD (includes free Viewer) - Entire City	Y		\$5,350.00	Per file	\$5,350.00	Per file	\$0.00	0%		
77		Geomatics	Geomatics	Digital Ortho Low Level 10cm resolution - Geotif Format, 1000m x 1000m tile	Y		\$114.75	Per tile	\$114.75	Per tile	\$0.00	0%		
78		Geomatics	Geomatics	EIS Image - CD or email, image in Word format, as many features and layers as requested	Y		\$27.00		\$27.00		\$0.00	0%		
79		Geomatics	Geomatics	EIS Image Capture - 11" x 17" - Photo, Parcel Outline. Addresses. Street Names - Screen Print on paper	Y		\$14.50	Per print	\$14.50	Per print	\$0.00	0%		
80		Geomatics	Geomatics	EIS Image Capture 8 1/2" x 11" - Photo, Parcel Outline. Addresses. Street Names - Screen Print on paper	Y		\$11.25	Per print	\$11.25	Per print	\$0.00	0%		
81		Geomatics	Geomatics	LIDAR - LAS or XYZ Format, Entire City, obtained in 2017	Y		\$10,045.00	Per file	\$10,045.00	Per file	\$0.00	0%		
82		Geomatics	Geomatics	LIDAR - 1000m x 1000m - LAS or XYZ Format, obtained in 2017	Y		\$215.00	Per tile	\$215.00	Per tile	\$0.00	0%		
83		Geomatics	Geomatics	Misc. City Maps - 1:15,000 9 Wards, Elections, Garbage/Recycling and other maps. Updated regularly	Y		\$17.00	Per map	\$17.00	Per map	\$0.00	0%		
84		Geomatics	Geomatics	OCE - Special Printing 24" x 36"	Y		\$3.50	Per file	\$3.50	Per file	\$0.00	0%		
85		Geomatics	Geomatics	Postal Codes - 6 Digit - Points - Entire City - DWG or Shapfile Format - georeferenced	Y		\$2,140.00	Per file	\$2,140.00	Per file	\$0.00	0%		
86		Geomatics	Geomatics	Sewer Atlas - Autocad File, All Layers from Atlas File (Per km2)	Y		\$107.00	Per file	\$107.00	Per file	\$0.00	0%		
87		Geomatics	Geomatics	Sewer Atlas Map Book - Colour, 24" x 36" plot	Y		\$5.75	Per plot	\$5.75	Per plot	\$0.00	0%		
88		Geomatics	Geomatics	Sewer Atlas Map Book, FAX - Desired area of Atlas captured for fax size	Y		\$5.75	Per print	\$5.75	Per print	\$0.00	0%		
89		Geomatics	Geomatics	Street Index Book - Alphabetical Street Name Index Book - 8 1/2"x11"	Y		\$5.75	Per book	\$5.75	Per book	\$0.00	0%		
90		Geomatics	Geomatics	Topo Large Scale - Entire City, Autocad Format, all Layers from Recent Photo Year	Y		\$2,140.00	Per file	\$2,140.00	Per file	\$0.00	0%		
91		Geomatics	Geomatics	Topo Large Scale Mapping - Autocad Format, 1000m x 1000m Tile	Y		\$32.00	Per tile	\$32.00	Per tile	\$0.00	0%		
92		Geomatics	Geomatics	Topo Map Digital NAD83 - Autocad Format, 500m x 500m Tile	Y		Market Price	Per tile	Market Price	Per tile	n/a	n/a		
				* Working without a permit will be subject to a penalty of 2 times the normal permit fee.										
				NOTE: All Development and Geomatics products include a 7% GIS Surcharge Fee										
				Notes:										
1				The Annual Moving / Oversized Load Permit Fee is issuable to applicants who anticipate several moves during the year. It is based on the Applicants with fewer moves may apply on a per move basis at fees listed at #30 and 31.										
2				CR189/2014: The replacement of private drain connections will be subsidized at 50% (in lieu of the normal subsidy of up to \$2,000) of the cost of Those applicants that do not meet the noted criteria for 50% subsidy, are still eligible to apply for the normal subsidy of up to \$2,000 subject										

User Fees included in this schedule are approved during the annual budget process, however, are subject to change based on subsequent Council approval throughout the year.

City of Windsor
User Fee Schedule

Infrastructure Services - Engineering														
Ref #	Notes	Category / Division	Sub-Category / Sub-Division	Fee / Service	HST Appl.	HST Notes	2023 Fee Excluding HST (Approved)		2024 Fee Excluding HST (Recommended)		Change Over Prior Year		Budget Issue Detail Report Reference	
							Cost	Unit of Measure	Cost	Unit of Measure	\$	%	Page #	Issue #
3	Can be viewed free on Internet - but can be copied to CD for an administration and materials fee													
4	A 7% GIS Surcharge fee (excluding taxes where applicable) is included in all of the Development and Geomatics fees mentioned above.													
5	CR93/2021: That City Council APPROVE an increase in the City Share of Private Drain Connection Replacement Cost Rebate to an upset limit of \$4,000.00 per replacement in established Downspout Disconnection Areas to encourage the elimination of infiltration into the sanitary sewer on an ongoing basis													
	There is a \$3.00 (per Public Works Permit) service fee for any over-the-counter transactions including fax and mail-in options.													

City of Windsor
User Fee Schedule

Infrastructure Services - Pollution Control														
Ref #	Notes	Category / Division	Sub-Category / Sub-Division	Fee / Service	HST Appl.	HST Notes	2023 Fee Excluding HST (Approved)		2024 Fee Excluding HST (Recommended)		Change Over Prior Year		Budget Issue Detail Report Reference	
							Cost	Unit of Measure	Cost	Unit of Measure	\$	%	Page #	Issue #
1	1	Little River Pollution Control	Over Strength Sewage Treatment	- Overstrength Surcharge - Carriere Foods & Little River Pollution Control Plant	N		based on 2022 actuals	per kg.	based on 2022 actuals	per kg.	n/a	n/a		
2	1	Little River Pollution Control	Sewage Treatment	- Sewage Treatment - Town of Tecumseh	N		based on 2022 actuals	per m3	based on 2022 actuals	per m3	n/a	n/a		
3	1	Lou Romano Water Recl Plant	Over Strength Sewage Treatment	- Overstrength Surcharge – Lou Romano Water Reclamation Plant	N		based on 2022 actuals	per kg.	based on 2022 actuals	per kg.	n/a	n/a		
4	1	Lou Romano Water Recl Plant	Sewage Treatment	- Sewage Treatment - Town of LaSalle	N		based on 2022 actuals	per m3	based on 2022 actuals	per m3	n/a	n/a		
5	1	Lou Romano Water Recl Plant	Sewage Treatment	All Septic Tank and Holding Tank Waste Disposal - LRWRP	N		based on 2022 actuals	per gallon	\$11.00	per gallon	n/a	n/a		2024-0257
6		Lou Romano Water Recl Plant	Lou Romano Water Recl Plant	Environmental Inspection Fee	N		\$58.65	per inspection	\$58.65	per inspection	\$0.00	0%		
Notes:														
1	New rates are calculated based on previous year's actual cost to treat sewage.													

City of Windsor
User Fee Schedule

Infrastructure Services - Public Works														
Ref #	Notes	Category / Division	Sub-Category / Sub-Division	Fee / Service	HST Appl.	HST Notes	2023 Fee Excluding HST (Approved)		2024 Fee Excluding HST (Recommended)		Change Over Prior Year		Budget Issue Detail Report Reference	
							Cost	Unit of Measure	Cost	Unit of Measure	\$	%	Page #	Issue #
1		Administration - Public Works		Card Key Replacement	Y		\$30.00	additional replacements	\$30.00	additional replacements	\$0.00	0%		
2		Administration - Public Works		Xeroxing	Y		\$2.00	first page	\$2.00	first page	\$0.00	0%		
3		Administration - Public Works		Xeroxing	Y		\$0.30	each additional page (plus GST&PST)	\$0.30	each additional page (plus GST&PST)	\$0.00	0%		
4		Contracts, Field Services, and Maintenance	Field Services - Enforcement	Inspection Fee By-Law 25-2010	Y		\$68.50	Per Inspection	\$74.50	Per Inspection	\$6.00	9%		2024-0009
5		Contracts, Field Services, and Maintenance	Field Services - Enforcement	Order to Comply - Final Notice	Y		\$100.00	Per Letter	\$103.00	Per Letter	\$3.00	3%		2024-0009
6		Contracts, Field Services, and Maintenance	Field Services - Enforcement	ROW Order - Non-compliance Fee	Y		\$315.00	Per Order	\$322.00	Per Order	\$7.00	2%		2024-0009
7		Contracts, Field Services, and Maintenance	ROW Maintenance	Pavement Degradation Fee - 2 year old or less	N		\$35.00	per square meter	\$35.00	per square meter	\$0.00	0%		
8		Contracts, Field Services, and Maintenance	ROW Maintenance	Pavement Degradation Fee - 2 to 4 years old	N		\$30.00	per square meter	\$30.00	per square meter	\$0.00	0%		
9		Contracts, Field Services, and Maintenance	ROW Maintenance	Pavement Degradation Fee - 4 to 7 years old	N		\$25.00	per square meter	\$25.00	per square meter	\$0.00	0%		
10		Contracts, Field Services, and Maintenance	ROW Maintenance	Pavement Degradation Fee - 7 to 10 years old	N		\$15.00	per square meter	\$15.00	per square meter	\$0.00	0%		
11		Contracts, Field Services, and Maintenance	ROW Maintenance	Pavement Degradation Fee - 10 to 15 years old	N		\$5.00	per square meter	\$5.00	per square meter	\$0.00	0%		
12		Contracts, Field Services, and Maintenance	ROW Maintenance	Restoration Administration Fee	Y		\$210.00	per agreement	\$216.00	per agreement	\$6.00	3%		2024-0009
13		Contracts, Field Services, and Maintenance	Sewer Maintenance	Eeling Service, Weekdays, By-Law 49-21	Y		\$190.00	weekday per service rate	\$190.00	weekday per service rate	\$0.00	0%		
14		Contracts, Field Services, and Maintenance	Sewer Maintenance	Eeling Service, Weekends, By-Law 49-21	Y		\$270.00	weekend per service rate	\$270.00	weekend per service rate	\$0.00	0%		
15		Environmental Services	Barricades	Delivery and Pick up of Barricades			\$65.00	per hour	\$65.00	per hour	\$0.00	0%		
16		Environmental Services	Barricades	Rental Charge for Barricades	Y		\$5.00	per barricade	\$5.00	per barricade	\$0.00	0%		
17		Environmental Services	Barricades	Barricade Replacement Cost			\$100.00	per barricade	\$100.00	per barricade	\$0.00	0%		
18		Environmental Services	Containerized Refuse Collection	Waste Bin Rental Fee - Condominiums	Y		\$50.00	per month per bin	\$50.00	per month per bin	\$0.00	0%		
19		Environmental Services	Containerized Refuse Collection	Waste Collection and Disposal Charges			\$29.00	per lift	\$32.50	per lift	\$3.50	12%		2024-0009
20		Environmental Services	Containerized Refuse Collection	Waste Collection and Disposal Charges at Condominiums			\$29.00	per lift, beyond one lift per week	\$32.50	per lift, beyond one lift per week	\$3.50	12%		2024-0009
21		Environmental Services	Lights	Rental Charge for Lights	Y		\$10.00	per light	\$10.00	per light	\$0.00	0%		
22	2	Environmental Services	Rodent Control	Rodent Control Service Call			\$20.00	Per Service	\$20.00	Per Service	\$0.00	0%		2024-0098
23		Traffic Operations & Parking	On-Off Street Parking	Card Key Replacement	Y		\$15.00	first replacement	\$15.00	first replacement	\$0.00	0%		
24		Traffic Operations & Parking	On-Off Street Parking	Meter Bags	Y		\$5.00	per bag per day, non-refundable	\$5.00	per bag per day, non-refundable	\$0.00	0%		
25		Traffic Operations & Parking	On-Off Street Parking	Meter Bags for Contractors Only in Construction Areas	Y		\$10.00	per bag per day, non-refundable	\$10.00	per bag per day, non-refundable	\$0.00	0%		
26		Traffic Operations & Parking	Parking Enforcement	Failing to attend a scheduled review before a hearing officer			\$100.00	penalty	\$100.00	penalty	\$0.00	0%		
27		Traffic Operations & Parking	Parking Enforcement	Failing to attend a scheduled review before a screening officer			\$50.00	penalty	\$50.00	penalty	\$0.00	0%		
28		Traffic Operations & Parking	Parking Enforcement	Late Payment Fee			\$40.00	penalty	\$40.00	penalty	\$0.00	0%		
29		Traffic Operations & Parking	Parking Enforcement	MTO Plate Denial Fee			\$25.00	penalty	\$25.00	penalty	\$0.00	0%		
30		Traffic Operations & Parking	Parking Enforcement	Sale of Residential Permit			\$35.00	per permit	\$35.00	per permit	\$0.00	0%		
31	1	Traffic Operations & Parking	Parking Enforcement	Sale of tokens for meters (to businesses)	Y		\$25.00	per roll	\$25.00	per roll	\$0.00	0%		
32		Traffic Operations & Parking	Parking Enforcement	Searching Ministry of Transportation (MTO) and out of province and out of state records			\$10.00	per search	\$10.00	per search	\$0.00	0%		

User Fees included in this schedule are approved during the annual budget process, however, are subject to change based on subsequent Council approval throughout the year.

City of Windsor
User Fee Schedule

Infrastructure Services - Public Works														
Ref #	Notes	Category / Division	Sub-Category / Sub-Division	Fee / Service	HST Appl.	HST Notes	2023 Fee Excluding HST (Approved)		2024 Fee Excluding HST (Recommended)		Change Over Prior Year		Budget Issue Detail Report Reference	
							Cost	Unit of Measure	Cost	Unit of Measure	\$	%	Page #	Issue #
33		Traffic Operations & Parking	Traffic Operations	Signs & Markings Plan Inspection	Y		\$146.00	per application	\$146.00	per application	\$0.00	0%		
34		Traffic Operations & Parking	Traffic Operations	Alley Lighting - Maintenance & Utility Costs			\$150.00	per light fixture	\$150.00	per light fixture	\$0.00	0%		
35		Traffic Operations & Parking	Traffic Operations	Average Annual Daily Traffic Counts	Y		\$30.00	each	\$30.00	each	\$0.00	0%		
36		Traffic Operations & Parking	Traffic Operations	Average Daily Traffic Volume Report	Y		\$30.00	per book	\$30.00	per book	\$0.00	0%		
37		Traffic Operations & Parking	Traffic Operations	Signal Timing Plan	Y		\$50.00	each	\$50.00	each	\$0.00	0%		
38		Traffic Operations & Parking	Traffic Operations	Traffic Control Signal Drawings	Y		\$50.00	each	\$50.00	each	\$0.00	0%		
39		Traffic Operations & Parking	Traffic Operations	Truck Route Maps	Y		\$50.00	each	\$50.00	each	\$0.00	0%		
40		Traffic Operations & Parking	Traffic Operations	Turning Movement Counts	Y		\$50.00	per count	\$50.00	per count	\$0.00	0%		
41		Transportation Planning	Traffic Studies	Motor Vehicle Collision Summary Report	Y		\$30.00	each	\$30.00	each	\$0.00	0%		
42		Transportation Planning	Traffic Studies	Volumetric Flow Charts	Y		\$20.00	each	\$20.00	each	\$0.00	0%		
Notes:														
1	A 50% discount is available to various business associations in the Windsor area.													
2	Fee deferred to 2025 implementation													

City of Windsor
User Fee Schedule

Human & Health Services - Huron Lodge														
Ref #	Notes	Category / Division	Sub-Category / Sub-Division	Fee / Service	HST Appl.	HST Notes	2023 Fee Excluding HST (Approved)		2024 Fee Excluding HST (Recommended)		Change Over Prior Year		Budget Issue Detail Report Reference	
							Cost	Unit of Measure	Cost	Unit of Measure	\$	%	Page #	Issue #
1	1	Resident Services		Auditorium Rental - 1-20 people (Non-Huron Lodge Resident)	Y		\$40.00	per use	\$40.00	per use	\$0.00	0%		
2	1	Resident Services		Auditorium Rental - 21-75 people (Non-Huron Lodge Resident)	Y		\$70.00	per use	\$70.00	per use	\$0.00	0%		
3		Resident Services		Chapel (Non-Huron Lodge Residents)	Y		\$25.00	per use	\$25.00	per use	\$0.00	0%		
4	1	Resident Services		The Family Celebration Room (Non-Huron Lodge Resident - maximum 8 people)	Y		\$30.00	per use	\$30.00	per use	\$0.00	0%		
5		Resident Services		Unit Activity Areas - maximum 16 people (Non-Huron Lodge Resident)	Y		\$30.00	per use (with meal purchase)	\$30.00	per use (with meal purchase)	\$0.00	0%		
6	1	Resident Services		Unit Activity Areas - maximum 16 people (Non-Huron Lodge Resident)	Y		\$35.00	per use (without meal purchase)	\$35.00	per use (without meal purchase)	\$0.00	0%		
Notes:														
1	Other fees may be applied where meals are not purchased.													



Appendix D2 : User Fee Schedule (Planning Applications)



Economic Development

Building Services.....	103
Planning & Development.....	104

City of Windsor
User Fee Schedule

Economic Development - Building Services														
Ref #	Notes	Category / Division	Sub-Category / Sub-Division	Fee / Service	HST Appl.	HST Notes	2023 Fee Excluding HST (Approved)		2024 Fee Excluding HST (Recommended)		Change Over Prior Year		Budget Issue Detail Report Reference	
							Cost	Unit of Measure	Cost	Unit of Measure	\$	%	Page #	Issue #
1		Building	Building Enforcement	Performance Bond Inspections	N		\$253.60	per initial or maintenance inspection or \$75.00/hr if more than 2 hours	\$260.00	per initial or maintenance inspection or \$75.00/hr if more than 2 hours	\$6.40	3%		2024-0165
				There is a \$2.00 service fee for any of the above on-line transactions and a \$3.00 service fee for any over-the-counter transactions including fax and mail-in options.										
				When the online EVOLTA digital application program becomes fully released for application processing, a flat one time \$40 fee (remitted to The EVOLTA fee was included in the entered agreement approved by City Council CR366/2018.										

City of Windsor
User Fee Schedule

Economic Development - Planning & Development														
Ref #	Notes	Category / Division	Sub-Category / Sub-Division	Fee / Service	HST Appl.	HST Notes	2023 Fee Excluding HST (Approved)		2024 Fee Excluding HST (Recommended)		Change Over Prior Year		Budget Issue Detail Report Reference	
							Cost	Unit of Measure	Cost	Unit of Measure	\$	%	Page #	Issue #
1	1	Development	Committee of Adjustment	All Other consent Applications (Sections 53)	N		\$2,657.90	each	\$2,657.90	each	\$0.00	0%		
2	1	Development	Committee of Adjustment	Consent application: Each New Building Lot	N		\$2,657.90	each	\$2,657.90	each	\$0.00	0%		
3	1	Development	Committee of Adjustment	Consent application: Validation of title or foreclosure or exercise of power of sale	N		\$2,297.70	each	\$2,297.70	each	\$0.00	0%		
4	1	Development	Committee of Adjustment	Consent with minor variance: non-residential	N		\$3,888.50	each	\$3,888.50	each	\$0.00	0%		
5	1	Development	Committee of Adjustment	Consent with minor variance: residential	N		\$3,888.50	each	\$3,888.50	each	\$0.00	0%		
6		Development	Committee of Adjustment	Issuance of additional Certificates of the Official	N		\$248.50	each	\$248.50	each	\$0.00	0%		
7	1	Development	Committee of Adjustment	Legal Non-Conforming Uses - All Application Changes	N		\$2,534.75	each	\$2,534.75	each	\$0.00	0%		
8	1	Development	Committee of Adjustment	Legal Non-Conforming Uses - Enlargement or Extension of a Building	N		\$2,534.75	each	\$2,534.75	each	\$0.00	0%		
9	1	Development	Committee of Adjustment	Minor Variance - Fences	N		\$2,345.00	each	\$2,345.00	each	\$0.00	0%		
10	1	Development	Committee of Adjustment	Minor Variance - Non-Residential	N		\$2,449.00	each	\$2,449.00	each	\$0.00	0%		
11	1	Development	Committee of Adjustment	Minor Variance - Residential	N		\$2,449.00	each	\$2,449.00	each	\$0.00	0%		
12	1	Development	Committee of Adjustment	Minor Variance - Signs	N		\$2,345.00	each	\$2,345.00	each	\$0.00	0%		
13		Development	Committee of Adjustment	Notification fee when deferred at request of the applicant at time of request by applicant	N		\$508.20	per request	\$508.20	per request	\$0.00	0%		
14		Development	Committee of Adjustment	Requests for change to conditions (Major)	N		\$756.60	each	\$756.60	each	\$0.00	0%		
15		Development	Committee of Adjustment	Requests for change to conditions (Minor)	N		\$384.00	each	\$384.00	each	\$0.00	0%		
16		Development	Committee of Adjustment	Special hearings by request of applicant: Cost recovery at time of request by applicant	N		\$480.25	per request	\$480.25	per request	\$0.00	0%		
17		Development	Development Review Services	Additional Fee (Condos Conversion)	N		\$71.40	per unit	\$71.40	per unit	\$0.00	0%		
18		Development	Development Review Services	Amendment to Agreement of Plan of Subdivision/Condominium	Y		\$3,048.00	each	\$3,048.00	each	\$0.00	0%		
19	1	Development	Development Review Services	Amendment to Draft Approval of Plan of Subdivision/Condominium	Y		\$3,646.30	each	\$3,646.30	each	\$0.00	0%		
20		Development	Development Review Services	Application for Amalgamation of Condominium Corporations	N		\$1,863.00	each	\$1,863.00	each	\$0.00	0%		
21		Development	Development Review Services	Condo Conversion Building Department Inspection Fee	N		\$317.75	Base Fee	\$317.75	Base Fee	\$0.00	0%		
22	1	Development	Development Review Services	Condominium Conversion Application	N		\$7,575.00	Base Fee	\$7,575.00	Base Fee	\$0.00	0%		
23		Development	Development Review Services	Development Application Pre-Consultation - Stage 1 Fee	N		\$313.60	per request	\$313.60	per request	\$0.00	0%		
24	1	Development	Development Review Services	Official Plan Amendments (Major)	Y		\$4,056.17	Base Fee	\$4,056.17	Base Fee	\$0.00	0%		
25		Development	Development Review Services	Pre-Consultation Stage 2 Fee - Official Plan Amendments (Major)			\$4,056.18	Base Fee	\$4,056.18	Base Fee	\$0.00	0%		
26	1	Development	Development Review Services	Official Plan Amendments (Minor)	Y		\$1,129.20	Base Fee	\$1,129.20	Base Fee	\$0.00	0%		
27	1	Development	Development Review Services	Pre-Consultation Stage 2 Fee - Official Plan Amendments (Minor)	Y		\$1,129.20	Base Fee	\$1,129.20	Base Fee	\$0.00	0%		
28	1	Development	Development Review Services	Part Lot Control Applications - Development Review Fee	N		\$1,196.50	per application	\$1,196.50	per application	\$0.00	0%		
29		Development	Development Review Services	Plan of Subdivision/Condominium Extension Draft & Approval	N		\$3,329.60	each	\$3,329.60	each	\$0.00	0%		
30	1	Development	Development Review Services	Plan of Subdivision/Condominium Base Fee: For Condominium	N		\$185.00	per lot/per unit	\$185.00	per lot/per unit	\$0.00	0%		
31	1	Development	Development Review Services	Plan of Subdivision/Condominium Base Fee: For Subdivision	N		\$684.00	per lot	\$684.00	per lot	\$0.00	0%		
32		Development	Development Review Services	Pre Holding/Service Removal	N		\$2,371.20	each	\$2,371.20	each	\$0.00	0%		
33		Development	Development Review Services	Removal of Holding H Symbol	N		\$1,536.00	each	\$1,536.00	each	\$0.00	0%		
34		Development	Development Review Services	Renotification Fee of Public Notice of Application for an Amendment/Applicant Request for Deferral at time of request by applicant By-Law 8600	Y		\$2,258.40	each	\$2,258.40	each	\$0.00	0%		
35	1	Development	Development Review Services	Rezoning Applications (Major)	N		\$2,918.70	Base Fee	\$2,918.70	Base Fee	\$0.00	0%		
36	1	Development	Development Review Services	Pre-Consultation Stage 2 Fee - Rezoning Applications (Major)	N		\$2,918.70	Base Fee	\$2,918.70	Base Fee	\$0.00	0%		
37	1	Development	Development Review Services	Rezoning Applications (Minor)	N		\$2,173.50	Base Fee	\$2,173.50	Base Fee	\$0.00	0%		
38	1	Development	Development Review Services	Pre-Consultation Stage 2 Fee - Rezoning Applications (Minor)	N		\$2,173.50	Base Fee	\$2,173.50	Base Fee	\$0.00	0%		

User Fees included in this schedule are approved during the annual budget process, however, are subject to change based on subsequent Council approval throughout the year.

City of Windsor
User Fee Schedule

Economic Development - Planning & Development														
Ref #	Notes	Category / Division	Sub-Category / Sub-Division	Fee / Service	HST Appl.	HST Notes	2023 Fee Excluding HST (Approved)		2024 Fee Excluding HST (Recommended)		Change Over Prior Year		Budget Issue Detail Report Reference	
							Cost	Unit of Measure	Cost	Unit of Measure	\$	%	Page #	Issue #
39		Development	Development Review Services	Subdivision & Condominium Final Approval Registration Fee	N		\$519.60	per approved package	\$519.60	per approved package	\$0.00	0%		
40		Development	Development Review Services	Supplementary Building Department Inspection Fee: After 4 hours at time of request by applicant or when invoiced by Building Department	Y		\$100.00	per hour	\$100.00	per hour	\$0.00	0%		
41	1	Development	Site Plan Control	Pre-Consultation Fee - Site Plan Control	N		\$500.00	Base Fee	\$500.00	Base Fee	\$0.00	0%		
42	1	Development	Site Plan Control	Amendment/Modification	N		\$3,395.00	Base Fee	\$3,395.00	Base Fee	\$0.00	0%		
43		Development	Site Plan Control	Inspections (Landscaping)	N		\$485.40	each	\$485.40	each	\$0.00	0%		
44		Development	Site Plan Control	Inspections (Lighting)	N		\$135.60	each	\$135.60	each	\$0.00	0%		
45	1	Development	Site Plan Control	Major Development Application	N		\$8,870.90	Base Fee	\$8,870.90	Base Fee	\$0.00	0%		
46		Development	Site Plan Control	Minor Change	N		\$209.10	each	\$209.10	each	\$0.00	0%		
47		Development	Site Plan Control	Minor Change Requiring Review of Three or More Departments	N		\$739.00	each	\$739.00	each	\$0.00	0%		
48	1	Development	Site Plan Control	Minor Development Application	N		\$3,395.00	Base Fee	\$3,395.00	Base Fee	\$0.00	0%		
49		Development	Site Plan Control	Re-review of Site Plan Application (Major)	N		\$3,240.60	each	\$3,240.60	each	\$0.00	0%		
50		Development	Site Plan Control	Re-review of Site Plan Application (Minor)	N		\$1,552.50	each	\$1,552.50	each	\$0.00	0%		
51		Development	Site Plan Control	Small Scale Low Profile Residential Development	N		\$214.25	each	\$214.25	each	\$0.00	0%		
52	1	Development	Site Plan Control	Standard Development Application	N		\$6,161.00	Base Fee	\$6,161.00	Base Fee	\$0.00	0%		
Notes:														
1	GIS surcharge Applicable per application													
There is a \$2.00 service fee for any of the above on-line transactions and a \$3.00 service fee for any over-the-counter transactions including fax and mail-in options.														
When the online EVOLTA digital application program becomes fully released for application processing, a flat one time \$40 fee (remitted to The EVOLTA fee was included in the entered agreement approved by City Council CR366/2018.														



Appendix D3: User Fee Schedule (Building Permits & Development)

Economic Development

Building Services.....	106
Planning & Development	113

City of Windsor
User Fee Schedule

Economic Development - Building Services														
Ref #	Notes	Category / Division	Sub-Category / Sub-Division	Fee / Service	HST Appl.	HST Notes	2023 Fee Excluding HST (Approved)		2024 Fee Excluding HST (Recommended)		Change Over Prior Year		Budget Issue Detail Report Reference	
							Cost	Unit of Measure	Cost	Unit of Measure	\$	%	Page #	Issue #
1		Building	Building Enforcement	Inspection calls over the 2 maximum calls allowed for each stage of required inspection	N		\$100.00	per additional inspection call	\$105.00	per additional inspection call	\$5.00	5%		2024-0165
2		Building	Building Enforcement	Inspection requested but the work is incomplete	N		\$100.00	per inspection	\$105.00	per inspection	\$5.00	5%		2024-0165
3		Building	Building Enforcement	Open and follow up a Dormant Permit File	N		\$75.00	per permit	\$265.00	per permit	\$190.00	253%		2024-0165
4		Building	Building Enforcement	Permit Holdback Fee	N		\$1,000.00	per permit	\$1,000.00	per permit	\$0.00	0%		
5		Building	Building Enforcement	Special inspection requests (After hours inspections)	N		\$500.00	per inspection call (minimum \$500)	\$500.00	per inspection call (minimum \$500)	\$0.00	0%		
6		Building	Permit/Policy & Regulatory Services	Accessory Buildings (Ontario Building Code, Part 9, Group C) (new shed, de-attached garage, pool house, etc. not including Additional Dwelling Unit)	N		\$0.85	per sq. ft. (minimum \$265; plus mechanical and plumbing fees as applicable)	\$0.90	per sq. ft. (minimum \$265; plus mechanical and plumbing fees as applicable)	\$0.05	6%		2024-0165
7		Building	Permit/Policy & Regulatory Services	All Other Group "C" occupancies as set out in the Ontario Building Code (New, Alteration)	N		\$2.25	per sq.ft. (min fee \$235) Plus \$500 Mechanical Fee per dwelling unit -Plus Plumbing Fees and any other applicable fees as indicated in this by-law/schedule	\$2.30	per sq.ft. (min fee \$235) Plus \$500 Mechanical Fee per dwelling unit -Plus Plumbing Fees and any other applicable fees as indicated in this by-law/schedule	\$0.05	2%		2024-0165
8		Building	Permit/Policy & Regulatory Services	Alternative Solutions Application Fee (per application)	N		\$330.00	for up to 4 hours and \$105 per hour beyond the 4 hours	\$330.00	for up to 4 hours and \$105 per hour beyond the 4 hours	\$0.00	0%		
9		Building	Permit/Policy & Regulatory Services	Backwater Valve/Sump Pit/sewage Ejector Pump Installations	N		\$16.60	per \$1,000 of the estimated cost of the work (Minimum \$280)	\$17.00	per \$1,000 of the estimated cost of the work (Minimum \$280)	\$0.40	2%		2024-0165
10		Building	Permit/Policy & Regulatory Services	Basement Floor Area (Ontario Building Code, House – Part 9, Group C) (New Construction and Basement Additions)	N		\$1.10	per sq.ft. (total basement floor area)	\$1.10	per sq.ft. (total basement floor area)	\$0.00	0%		
11		Building	Permit/Policy & Regulatory Services	Change of Use - No construction	N		\$235.00	per permit change	\$240.00	per permit change	\$5.00	2%		2024-0165
12		Building	Permit/Policy & Regulatory Services	Chiller/Boiler Installation (All Building types) (New, Alteration)	N		\$16.60	per \$1000 construction value (min \$500)	\$17.00	per \$1000 construction value (min \$500)	\$0.40	2%		2024-0165
13		Building	Permit/Policy & Regulatory Services	Conditional Permit Fee	N		\$1,105.00	regular fee plus flat fee of \$1,105 per permit	\$1,135.00	regular fee plus flat fee of \$1,105 per permit	\$30.00	3%		2024-0165
14		Building	Permit/Policy & Regulatory Services	Cooling Tower Installation (All Building types) (New, Alteration)	N		\$16.60	per \$1000 construction value (min \$500)	\$17.00	per \$1000 construction value (min \$500)	\$0.40	2%		2024-0165

User Fees included in this schedule are approved during the annual budget process, however, are subject to change based on subsequent Council approval throughout the year.

City of Windsor
User Fee Schedule

Economic Development - Building Services														
Ref #	Notes	Category / Division	Sub-Category / Sub-Division	Fee / Service	HST Appl.	HST Notes	2023 Fee Excluding HST (Approved)		2024 Fee Excluding HST (Recommended)		Change Over Prior Year		Budget Issue Detail Report Reference	
							Cost	Unit of Measure	Cost	Unit of Measure	\$	%	Page #	Issue #
15		Building	Permit/Policy & Regulatory Services	Copying/Scanning/Printing Fees	Y		\$9.10	per 1/4 hr. of labour	\$9.50	per 1/4 hr. of labour	\$0.40	4%		2024-0165
16		Building	Permit/Policy & Regulatory Services	Copying/Scanning/Printing Fees	Y		\$3.21	per 1st page copy	\$3.50	per 1st page copy	\$0.29	9%		2024-0165
17		Building	Permit/Policy & Regulatory Services	Copying/Scanning/Printing Fees	Y		\$0.53	per additional page copied	\$0.60	per additional page copied	\$0.07	13%		2024-0165
18		Building	Permit/Policy & Regulatory Services	Deck/Porch without a roof, (Ontario Building Code, Part 9, Group C) (New Construction)	N		\$0.85	per sq. ft. (minimum \$265)	\$0.90	per sq. ft. (minimum \$265)	\$0.05	6%		2024-0165
19		Building	Permit/Policy & Regulatory Services	Demolition Fee	N		\$0.16	per sq. ft. (minimum \$350.00)	\$0.16	per sq. ft. (minimum \$350.00)	\$0.00	0%		
20		Building	Permit/Policy & Regulatory Services	Domestic Hot Water Tank Replacement - Non-Residential	N		\$180.00	per tank	\$180.00	per tank	\$0.00	0%		
21		Building	Permit/Policy & Regulatory Services	Domestic Hot Water Tank Replacement - Residential	N		\$180.00	per tank	\$180.00	per tank	\$0.00	0%		
22		Building	Permit/Policy & Regulatory Services	Dust Collector (New, Alteration)	N		\$500.00	per unit/system	\$500.00	per unit/system	\$0.00	0%		
23		Building	Permit/Policy & Regulatory Services	Finished Basement Floor Area (Ontario Building Code, House – Part 9, Group C) (not including Additional Dwelling Units) (New and Existing Construction)	N		\$0.55	per sq. ft. Plus mechanical and plumbing fees, as applicable	\$0.60	per sq. ft. Plus mechanical and plumbing fees, as applicable	\$0.05	9%		2024-0165
24		Building	Permit/Policy & Regulatory Services	Fire Alarm System (All Building types) (New, Alteration)	N		\$16.60	per \$1000 construction value (min. \$500)	\$17.00	per \$1000 construction value (min. \$500)	\$0.40	2%		2024-0165
25		Building	Permit/Policy & Regulatory Services	Fire Suppression System (All Building types) (New, Alteration)	N		\$16.60	per \$1000 construction value (min. \$500)	\$17.00	per \$1000 construction value (min. \$500)	\$0.40	2%		2024-0165
26		Building	Permit/Policy & Regulatory Services	House (Ontario Building Code Part 9, Group C) (New, Alteration, and Additional Dwelling Units) (Fee calculation to include the sum of all roofed areas (i.e.: attached garages, carports, covered porches, and supported roofs over attached decks or landings)	N		\$1.65	per sq. ft. (min fee \$235) Plus \$500 Mechanical Fee per dwelling unit -Plus applicable extras: attached Deck/Porch (without a roof), Basement Floor Area Fee (3), Plumbing Fees, Finished Basement Floor Area Fee (4) and, any other applicable fees	\$1.70	per sq. ft. (min fee \$235) Plus \$500 Mechanical Fee per dwelling unit -Plus applicable extras: attached Deck/Porch (without a roof), Basement Floor Area Fee (3), Plumbing Fees, Finished Basement Floor Area Fee (4) and, any other applicable fees	\$0.05	3%		2024-0165

User Fees included in this schedule are approved during the annual budget process, however, are subject to change based on subsequent Council approval throughout the year.

City of Windsor
User Fee Schedule

Economic Development - Building Services														
Ref #	Notes	Category / Division	Sub-Category / Sub-Division	Fee / Service	HST Appl.	HST Notes	2023 Fee Excluding HST (Approved)		2024 Fee Excluding HST (Recommended)		Change Over Prior Year		Budget Issue Detail Report Reference	
							Cost	Unit of Measure	Cost	Unit of Measure	\$	%	Page #	Issue #
27		Building	Permit/Policy & Regulatory Services	HVAC All Other Group "C" occupancies as set out in the Ontario Building Code	N		\$500.00	per unit/system	\$500.00	per unit/system	\$0.00	0%		
28		Building	Permit/Policy & Regulatory Services	HVAC House (Ontario Building Code Part 9, Group C)	N		\$500.00	per unit/system	\$500.00	per unit/system	\$0.00	0%		
29		Building	Permit/Policy & Regulatory Services	HVAC Industrial/Commercial/Institutional (Ontario Building Code - Groups A, B, D, E, F1, F2, F3)	N		\$16.60	per \$1000 construction value (min. \$500)	\$17.00	per \$1000 construction value (min. \$500)	\$0.40	2%		2024-0165
30		Building	Permit/Policy & Regulatory Services	HVAC Post Disaster Buildings (as defined in Division A, Article 1.4.1.2 of the Ontario Building Code)	N		\$16.60	per \$1000 construction value (min. \$500)	\$17.00	per \$1000 construction value (min. \$500)	\$0.40	2%		2024-0165
31		Building	Permit/Policy & Regulatory Services	Industrial/Commercial/Institutional – General (Ontario Building Code - Group A, B, D, E, F1, F2, F3) (Fee calculation to include the sum of all floor areas, including floors underground) (New, Alteration)	N		\$2.65	per sq. ft. Plus Plumbing Fees and any other applicable fees indicated in this by-law/schedule.	\$2.70	per sq. ft. Plus Plumbing Fees and any other applicable fees indicated in this by-law/schedule.	\$0.05	2%		2024-0165
32		Building	Permit/Policy & Regulatory Services	Interior Alteration Permit Only for Ontario Building Code** Group A, B,D,E, F Occupancies (Fee calculation to include the sum of all floor areas, including underground)	N		\$0.80	per sq. ft. (min fee \$235) -Plus applicable Plumbing Fees, Mechanical Fees and any other applicable fees as indicated in this by-	\$0.80	per sq. ft. (min fee \$235) -Plus applicable Plumbing Fees, Mechanical Fees and any other applicable fees as indicated in this by-	\$0.00	0%		
33		Building	Permit/Policy & Regulatory Services	Interior Finishing: where a permit for only the shell of the building was issued	N		\$0.80	per sq. ft. Plus any plumbing and mechanical Fees applicable indicated in this by-law/schedule. (min. \$235)	\$0.80	per sq. ft. Plus any plumbing and mechanical Fees applicable indicated in this by-law/schedule. (min. \$235)	\$0.00	0%		
34		Building	Permit/Policy & Regulatory Services	Kitchen Hood (Commercial)	N		\$500.00	per unit/system	\$500.00	per unit/system	\$0.00	0%		
35		Building	Permit/Policy & Regulatory Services	Laboratory Hood	N		\$16.60	per \$1000 construction value (min. \$500)	\$17.00	per \$1000 construction value (min. \$500)	\$0.40	2%		2024-0165
36		Building	Permit/Policy & Regulatory Services	Lot Grading Review including parking areas (not applicable on "House" (Ontario Building Code, Part 9, Group C) permit types)	N		\$500.00	per review	\$500.00	per review	\$0.00	0%		
37		Building	Permit/Policy & Regulatory Services	Mechanical Roof Top Unit replacement	N		\$280.00	per roof top unit	\$290.00	per roof top unit	\$10.00	4%		2024-0165

User Fees included in this schedule are approved during the annual budget process, however, are subject to change based on subsequent Council approval throughout the year.

City of Windsor
User Fee Schedule

Economic Development - Building Services														
Ref #	Notes	Category / Division	Sub-Category / Sub-Division	Fee / Service	HST Appl.	HST Notes	2023 Fee Excluding HST (Approved)		2024 Fee Excluding HST (Recommended)		Change Over Prior Year		Budget Issue Detail Report Reference	
							Cost	Unit of Measure	Cost	Unit of Measure	\$	%	Page #	Issue #
38		Building	Permit/Policy & Regulatory Services	Mezzanine (All types)	N		Equal to the \$/sqft for the Base Permit Fee per occupancy. Plus mechanical and plumbing fees, as	per permit	Equal to the \$/sqft for the Base Permit Fee per occupancy. Plus mechanical and plumbing fees, as	per permit	n/a	n/a		
39		Building	Permit/Policy & Regulatory Services	Partial Occupancy	N		\$0.05	per sq. ft. for area to be occupied (minimum \$350.00)	\$0.05	per sq. ft. for area to be occupied (minimum \$350.00)	\$0.00	0%		
40		Building	Permit/Policy & Regulatory Services	Partial Permit Fee	N		\$550.00	The regular fee plus \$550 flat fee per permit	\$650.00	The regular fee plus \$550 flat fee per permit	\$100.00	18%		2024-0165
41		Building	Permit/Policy & Regulatory Services	Permit Deposit	N		\$500.00	per dwelling unit	\$500.00	per dwelling unit	\$0.00	0%		
42		Building	Permit/Policy & Regulatory Services	Non refundable Permit Deposit Fee for all other application types	N		Minimum of \$80 to a maximum of \$5,000 based on the building permit application type	per permit	Minimum of \$80 to a maximum of \$5,000 based on the building permit application type	per permit	n/a	n/a		
43		Building	Permit/Policy & Regulatory Services	Permit Finalization Letter	N		\$28.00	per letter	\$30.00	per letter	\$2.00	7%		2024-0165
44		Building	Permit/Policy & Regulatory Services	Permit Resubmission – AFTER permit is issued	N		\$235.00	per permit resubmission; plus additional permit fees as applicable (no refunds will be issued on original	\$241.00	per permit resubmission; plus additional permit fees as applicable (no refunds will be issued on original	\$6.00	3%		2024-0165
45		Building	Permit/Policy & Regulatory Services	Permit Resubmission – BEFORE permit is issued	N		\$235.00	per permit resubmission	\$241.00	per permit resubmission	\$6.00	3%		2024-0165
46		Building	Permit/Policy & Regulatory Services	Permit Resubmission – due to application found to be incomplete	N		25% of application fee	per permit resubmission (minimum \$235)	25% of application fee	per permit resubmission (minimum \$235)	n/a	n/a		
47		Building	Permit/Policy & Regulatory Services	Plumbing Any Bathroom (only applicable on all New House Construction)	N		\$105.00	per bathroom	\$105.00	per bathroom	\$0.00	0%		
48		Building	Permit/Policy & Regulatory Services	Plumbing - Any Bathroom - Rough-In (R/I) fixtures - (only applicable on all New House Construction)	N		\$105.00	per roughed in bathroom	\$105.00	per roughed in bathroom	\$0.00	0%		
49		Building	Permit/Policy & Regulatory Services	Rough-In Plumbing - Applicable on all permit types other than New House Construction (Residential and Non-Residential)	N		\$35.00	per R/I Fixture Unit	\$35.00	per R/I Fixture Unit	\$0.00	0%		

User Fees included in this schedule are approved during the annual budget process, however, are subject to change based on subsequent Council approval throughout the year.

City of Windsor
User Fee Schedule

Economic Development - Building Services														
Ref #	Notes	Category / Division	Sub-Category / Sub-Division	Fee / Service	HST Appl.	HST Notes	2023 Fee Excluding HST (Approved)		2024 Fee Excluding HST (Recommended)		Change Over Prior Year		Budget Issue Detail Report Reference	
							Cost	Unit of Measure	Cost	Unit of Measure	\$	%	Page #	Issue #
50		Building	Permit/Policy & Regulatory Services	Post Disaster Buildings (as defined in Ontario Building Code Division A, Article 1.4.1.2 of the Building Code)(New, Alteration, Renovations, Additions and Repairs)	N		\$3.85	per sq. ft. Plus Plumbing Fees and any other applicable fees indicated in this by-	\$3.85	per sq. ft. Plus Plumbing Fees and any other applicable fees indicated in this by-	\$0.00	0%		
51		Building	Permit/Policy & Regulatory Services	Projects and items not specifically listed in this schedule for Ontario Building Code Groups "A", "B", "C", "D", "E" and "F" Occupancies	N		\$16.60	per \$1,000 of the estimated cost of the work (Minimum \$235)	\$17.00	per \$1,000 of the estimated cost of the work (Minimum \$235)	\$0.40	2%		2024-0165
52		Building	Permit/Policy & Regulatory Services	Property Information Letter	N		\$80.00	per letter	\$100.00	per letter	\$20.00	25%		2024-0165
53		Building	Permit/Policy & Regulatory Services	Piping Services Agreements	N		\$1,105.00	per agreement	\$1,105.00	per agreement	\$0.00	0%		
54		Building	Permit/Policy & Regulatory Services	Sanitary drainage piping servicing; All Other Group "C" occupancies as set out in the Ontario Building Code (New, Alteration)	N		\$3.65	per linear foot (minimum \$255)	\$3.75	per linear foot (minimum \$255)	\$0.10	3%		2024-0165
55		Building	Permit/Policy & Regulatory Services	Sanitary drainage piping servicing; House (Ontario Building Code Part 9, Group C) (New, Alteration and Additional Dwelling Units)	N		\$255.00	per dwelling unit	\$260.00	per dwelling unit	\$5.00	2%		2024-0165
56		Building	Permit/Policy & Regulatory Services	Sanitary drainage piping servicing; Industrial/Commercial/Institutional – (Ontario Building Code - Groups A, B, D, E, F1, F2, or F3) (New, Alteration)	N		\$3.65	per linear foot (minimum \$255)	\$3.75	per linear foot (minimum \$255)	\$0.10	3%		2024-0165
57		Building	Permit/Policy & Regulatory Services	Sanitary drainage piping servicing; Post Disaster Buildings (as defined in Division A, Article 1.4.1.2 of the Ontario Building Code) (New, Alteration)	N		\$3.65	per linear foot (minimum \$255)	\$3.75	per linear foot (minimum \$255)	\$0.10	3%		2024-0165
58		Building	Permit/Policy & Regulatory Services	Search fees	N		\$43.00	per search	\$50.00	per search	\$7.00	16%		2024-0165
59		Building	Permit/Policy & Regulatory Services	Sewage System Fee - Class 4 - (All types new or repair)	N		\$1,105.00	each	\$1,105.00	each	\$0.00	0%		
60		Building	Permit/Policy & Regulatory Services	Sewage System Fee - Class 5 - Holding Tank	N		\$1,105.00	each	\$1,105.00	each	\$0.00	0%		

User Fees included in this schedule are approved during the annual budget process, however, are subject to change based on subsequent Council approval throughout the year.

City of Windsor
User Fee Schedule

Economic Development - Building Services														
Ref #	Notes	Category / Division	Sub-Category / Sub-Division	Fee / Service	HST Appl.	HST Notes	2023 Fee Excluding HST (Approved)		2024 Fee Excluding HST (Recommended)		Change Over Prior Year		Budget Issue Detail Report Reference	
							Cost	Unit of Measure	Cost	Unit of Measure	\$	%	Page #	Issue #
61		Building	Permit/Policy & Regulatory Services	Simple Group F (Industrial) Building (8) Occupancies	N		\$1.90	per sq. ft. Plus mechanical and plumbing fees, as applicable	\$1.90	per sq. ft. Plus mechanical and plumbing fees, as applicable	\$0.00	0%		
62		Building	Permit/Policy & Regulatory Services	Shell Permit Only for Groups "A", "B", "D", "E" and "F" Occupancies	N		\$1.85	per sq. ft. Plus mechanical and plumbing fees as applicable	\$1.85	per sq. ft. Plus mechanical and plumbing fees as applicable	\$0.00	0%		
63		Building	Permit/Policy & Regulatory Services	Solar Panel System	N		\$16.60	per \$1,000 of the estimated cost of the work (Minimum \$500)	\$17.00	per \$1,000 of the estimated cost of the work (Minimum \$500)	\$0.40	2%		2024-0165
64		Building	Permit/Policy & Regulatory Services	Special Research Request Fee	N		\$330.00	for up to 4 hours and \$105 per hour beyond the 4 hours	\$330.00	for up to 4 hours and \$105 per hour beyond the 4 hours	\$0.00	0%		
65		Building	Permit/Policy & Regulatory Services	Spray Booth (New, Alteration)	N		\$500.00	per unit/system	\$500.00	per unit/system	\$0.00	0%		
66		Building	Permit/Policy & Regulatory Services	Sprinkler System (All Building types) (New, Alteration)	N		\$16.60	per \$1000 construction value (min. \$500)	\$17.00	per \$1000 construction value (min. \$500)	\$0.40	2%		2024-0165
67		Building	Permit/Policy & Regulatory Services	Stand Pipe System (All Building types) (New, Alteration)	N		\$16.60	per \$1000 construction value (min. \$500)	\$17.00	per \$1000 construction value (min. \$500)	\$0.40	2%		2024-0165
68		Building	Permit/Policy & Regulatory Services	Storm Drainage - not connected to a building; (New, Alteration) (all permit types)	N		\$3.65	per linear foot plus \$60 for each additional catch basin after the first catch basin (minimum fee \$255)	\$3.75	per linear foot plus \$60 for each additional catch basin after the first catch basin (minimum fee \$255)	\$0.10	3%		2024-0165
69		Building	Permit/Policy & Regulatory Services	Storm drainage piping servicing; All Other Group "C" occupancies as set out in the Ontario Building Code (New, Alteration)	N		\$3.65	per linear foot (minimum \$255)	\$3.75	per linear foot (minimum \$255)	\$0.10	3%		2024-0165
70		Building	Permit/Policy & Regulatory Services	Storm drainage piping servicing; House (Ontario Building Code, Part 9, Group C) (New); (As applicable on Alteration, and Additional Dwelling Units)	N		\$255.00	per dwelling unit	\$260.00	per dwelling unit	\$5.00	2%		2024-0165
71		Building	Permit/Policy & Regulatory Services	Storm drainage piping servicing; Industrial/Commercial/Institutional – (Ontario Building Code - Groups A, B, D, F, F1, F2, or F3) (New, Alteration)	N		\$3.65	per linear foot (minimum \$255)	\$3.75	per linear foot (minimum \$255)	\$0.10	3%		2024-0165
72		Building	Permit/Policy & Regulatory Services	Storm drainage piping servicing; Post Disaster Buildings (as defined in Division A, Article 1.4.1.2 of the Ontario Building Code) (New, Alteration)	N		\$3.65	per linear foot (minimum \$255)	\$3.75	per linear foot (minimum \$255)	\$0.10	3%		2024-0165

User Fees included in this schedule are approved during the annual budget process, however, are subject to change based on subsequent Council approval throughout the year.

City of Windsor
User Fee Schedule

Economic Development - Building Services														
Ref #	Notes	Category / Division	Sub-Category / Sub-Division	Fee / Service	HST Appl.	HST Notes	2023 Fee Excluding HST (Approved)		2024 Fee Excluding HST (Recommended)		Change Over Prior Year		Budget Issue Detail Report Reference	
							Cost	Unit of Measure	Cost	Unit of Measure	\$	%	Page #	Issue #
73		Building	Permit/Policy & Regulatory Services	Supplementary Plans Review Fee	N		\$330.00	for up to 4 hours and \$105 per hour beyond the 4 hours	\$330.00	for up to 4 hours and \$105 per hour beyond the 4 hours	\$0.00	0%		
74		Building	Permit/Policy & Regulatory Services	Tents	N		\$180.00	per permit	\$180.00	per permit	\$0.00	0%		
75		Building	Permit/Policy & Regulatory Services	Transfer of permit and/or application	N		\$115.00	per transfer	\$115.00	per transfer	\$0.00	0%		
76		Building	Permit/Policy & Regulatory Services	Water Service Permit House (Ontario Building Code, Part 9, Group C) New, Alteration and Additional Dwelling Units	N		\$90.00	per dwelling unit	\$90.00	per dwelling unit	\$0.00	0%		
77		Building	Permit/Policy & Regulatory Services	Water Service Permit House All Other Group "C" occupancies as set out in the Ontario Building Code (New, Alteration)	N		\$3.65	per ft. (minimum \$255)	\$3.75	per ft. (minimum \$255)	\$0.10	3%		2024-0165
78		Building	Permit/Policy & Regulatory Services	Water Service Permit Industrial/Commercial/Institutional – (Ontario Building Code - Groups A, B, D, E, F1, F2, or F3) (New, Alteration)	N		\$3.65	per ft. (minimum \$255)	\$3.75	per ft. (minimum \$255)	\$0.10	3%		2024-0165
79		Building	Permit/Policy & Regulatory Services	Water Service Permit Post Disaster Buildings (as defined in Division A, Article 1.4.1.2 of the Ontario Building Code) (New, Alteration)	N		\$3.65	per ft. (minimum \$255)	\$3.75	per ft. (minimum \$255)	\$0.10	3%		2024-0165
80		Building	Permit/Policy & Regulatory Services	Work without a Permit - for projects commenced <u>prior</u> to permit issuance	N		1.5 times the applicable max. building permit fee	(max. \$5,000 add'l. fee, minimum \$500 add'l. fee)	1.5 times the applicable max. building permit fee	(max. \$5,000 add'l. fee, minimum \$500 add'l. fee)	n/a	n/a		
81		Building	Permit/Policy & Regulatory Services	WUC Temporary Institutional/Commercial/Industrial Construction Water Fee - set by WUC & collected for WUC by Windsor Building Services Staff. A cooperative operating efficiency measure	N		\$300.00	per construction permit	\$300.00	per construction permit	\$0.00	0%		
82		Building	Permit/Policy & Regulatory Services	WUC Temporary Residential Construction Water Fee - set by WUC & collected for WUC by Windsor Building Services Staff. A cooperative operating efficiency measure	N		\$180.00	per construction permit	\$180.00	per construction permit	\$0.00	0%		
83		Building	Permit/Policy & Regulatory Services	Zoning Certificate Fee – New Home Construction	N		\$110.00	per applicable permit	\$110.00	per applicable permit	\$0.00	0%		
84		Building	Permit/Policy & Regulatory Services	Zoning Certificate Fee - Small Residential Permits (alterations, decks, pools, backwater valves, etc.), Tent Permits and, non-structural Mechanical Roof Top Unit Replacement Permits	N		\$55.00	per applicable permit	\$55.00	per applicable permit	\$0.00	0%		
85		Building	Permit/Policy & Regulatory Services	Zoning Certificate Fee– All other Permits not listed above	N		\$215.00	per applicable permit	\$220.00	per applicable permit	\$5.00	2%		2024-0165
86		Building	Permit/Policy & Regulatory Services	Geomatics GIS user fee to be applied to Permit services	N		7%	per applicable permit	7%	per applicable permit	\$0.00	0%		
87		Building	Permit/Policy & Regulatory Services	Furnace Replacement Only (located in individual residential unit)	N		\$280.00	per furnace unit	\$280.00	per furnace unit	\$0.00	0%		
Notes:														
There is a \$3.00 service fee for on-line transactions														

User Fees included in this schedule are approved during the annual budget process, however, are subject to change based on subsequent Council approval throughout the year.

City of Windsor
User Fee Schedule

Economic Development - Planning & Development														
Ref #	Notes	Category / Division	Sub-Category / Sub-Division	Fee / Service	HST Appl.	HST Notes	2023 Fee Excluding HST (Approved)		2024 Fee Excluding HST (Recommended)		Change Over Prior Year		Budget Issue Detail Report Reference	
							Cost	Unit of Measure	Cost	Unit of Measure	\$	%	Page #	Issue #
1		Development	Development Review Services	Additional Fee: For Condominium	N		\$181.15	per lot/per unit	\$181.15	per lot/per unit	\$0.00	0%		
2		Development	Development Review Services	Additional Fee: For Subdivision	N		\$609.65	per lot	\$609.65	per lot	\$0.00	0%		

User Fees included in this schedule are approved during the annual budget process, however, are subject to change based on subsequent Council approval throughout the year.

Sewer Surcharge - 2024 Budget and Four Year Forecast (2025 - 2028)
Forecast Based on Amended Rates @ January 1, 2024

B10/2024 - Item 11.5 - Appendix A

	2023	2024	2025	2026	2027	2028
	Final Budget (\$)	Recommended (\$)	Forecast (\$)	Forecast (\$)	Forecast (\$)	Forecast (\$)
PUBLIC WORKS OPERATING EXPENDITURES						
POLLUTION CONTROL						
Treatment Plants & Pump Stations	19,540,935	20,051,928	20,653,486	21,273,090	21,911,283	22,568,622
Depreciation (Transfer To Reserves for Equipment Replacement)	8,567,745	11,067,745	13,567,745	16,067,745	18,567,745	21,067,745
	28,108,680	31,119,673	34,221,231	37,340,835	40,479,028	43,636,367
SEWER MAINTENANCE & REPAIR						
PW - Operations	7,031,132	7,153,413	7,368,015	7,589,056	7,816,728	8,051,229
PW - Environmental Services	1,926,116	1,926,116	1,983,899	2,043,416	2,104,719	2,167,861
PW - Engineering & Corporate Projects	755,688	814,699	839,140	864,314	890,244	916,951
PW - Administration	133,357	138,157	142,302	146,571	150,968	155,497
Finance Administration	102,703	107,173	110,388	113,700	117,111	120,624
	9,948,996	10,139,558	10,443,745	10,757,057	11,079,769	11,412,162
Total Public Works Operating Budget Expenditures	38,057,676	41,259,231	44,664,976	48,097,892	51,558,797	55,048,528
CAPITAL EXPENDITURES						
Public Works Capital Expenditures	29,337,751	30,337,751	31,337,751	32,337,751	33,337,751	34,337,751
Enhanced Sewer Master Plan Projects	15,000,000	15,000,000	15,000,000	15,000,000	15,000,000	15,000,000
Total Capital Expenditures	44,337,751	45,337,751	46,337,751	47,337,751	48,337,751	49,337,751
TOTAL PUBLIC WORKS EXPENDITURES	82,395,427	86,596,982	91,002,727	95,435,643	99,896,548	104,386,279
OTHER EXPENDITURES						
Debt Servicing Costs - LRWRP 20 Year Debenture	2,565,079	2,565,079	2,565,079	2,565,079	2,565,079	2,565,079
ENWIN Administration Fee / WRAP Funding	2,801,289	2,780,097	2,863,500	2,949,405	3,037,887	3,129,024
Overhead Allocation (Transfer to Current)	5,160,384	6,061,789	6,370,191	6,680,495	6,992,758	7,307,040
Appeal Refunds & General Expenses	150,000	150,000	150,000	150,000	150,000	150,000
Transfer to Sewer Surcharge Reserve	4,000,000	6,500,000	9,000,000	11,500,000	14,000,000	16,500,000
TOTAL OTHER EXPENDITURES	14,676,752	18,056,965	20,948,770	23,844,979	26,745,724	29,651,142
TOTAL OF ALL EXPENDITURES	97,072,179	104,653,947	111,951,496	119,280,622	126,642,272	134,037,422
SURCHARGE REVENUES	97,072,179	104,653,947	111,951,496	119,280,622	126,642,272	134,037,422
NET CHANGE IN SEWER SURCHARGE OPERATING FUND #28	-	-	-	-	-	-

NOTES:

- A - Assumes general expenditures increase at a rate of 3.0% per annum (2025-2028) for inflation.
- B - Assumes annual transfers to reserves continue to increase \$2.5 million each annually and capital expenditures continue to increase \$1 million annually for inflation.
- C - Overhead expenditure allocation based on 7% of total Public Works expenditures for 2024
- D - Revenues are based on 2024 water meter and consumption projections received from WUC.
- E - The chart above is meant to reflect the net wastewater expenditures funded by the sewer surcharge. Therefore, expenditures and revenues in the chart exclude approximately \$2.5 million in expenses funded directly by billings to the towns of Lasalle & Tecumseh.

It should be stressed that both the Windsor Utility Commission's water consumption and Public Works' expenditure figures are projections. As with all projections, they are based on a number of variables and assumptions that, if not achieved, may materially impact the results of this model. This is especially true for longer term projections such as this.

2024 Fixed Sewer Surcharge Rates

B10/2024 - Item 11.5 - Appendix B

Residential Accounts

Stand Alone Fixed Sewer Surcharge: \$ 21.65

Commercial Accounts

Meter Size		Stand Alone Fixed Sewer Surcharge
Less than 1"	Less than 25mm	\$ 21.65
1"	25mm	\$ 194.85
1 1/2"	40mm	\$ 456.45
2"	51mm	\$ 761.95
3"	75mm	\$ 1,369.41
4"	100mm	\$ 2,424.93
6"	150mm	\$ 4,427.75
8"	200mm	\$ 7,377.49
10"	250mm	\$ 12,153.44
12"	300mm	\$ 17,500.95



Administrative Report

Office of the General Manager

Essex-Windsor Solid Waste Authority

To: Mayor Drew Dilkens and Members of Windsor Council

From: Michelle Bishop, CPA
General Manager, Essex-Windsor Solid Waste Authority

Steffan Brisebois, CPA
Manager, Finance & Administration

Date: **January 2024**

Subject: **Essex-Windsor Solid Waste Authority 2024 Budget**

Process and Purpose

EWSWA Budget Approval Process

Section 5(d) of the 1994 Agreement between the City of Windsor and County of Essex that created the Essex-Windsor Solid Waste Authority (the Authority) states: "The Authority shall report to a regularly scheduled meeting of each of the City and County Councils by the end of each year...and shall submit an operational plan and budget as referred to herein and shall ask for approval from each of the City and County Councils."

Purpose

Therefore, the purpose of this report is to request approval from the City of Windsor for:

The **Authority's 2024 budget which includes a 4.1% increase** to what was assessed to Windsor and the 7 County municipalities for 2023 totaling \$591,170.

Administrative Report

Page 2 of 11

December 7, 2023

2024 EWSWA Operational Plan and Budget

The 2024 increase represents \$319,100 for the City of Windsor, which is in addition to the \$7,747,430 that was budgeted to be assessed to Windsor in 2023. The City of Windsor's tonnage is budgeted at 58,920 tonnes which has remained unchanged from the 2023 budgeted year.

The 2024 increase represents \$272,070 for County of Essex municipalities, which is in addition to the \$6,671,370 that was budgeted to be assessed to those municipalities for 2023. The municipalities tonnages are budgeted at 53,450 tonnes which have remained unchanged from the 2023 budgeted year.

In total the 2024 municipal budgeted tonnes amount to 112,370.

Background

On November 7, 2023 the Board of the Essex-Windsor Solid Waste Authority met to deliberate the Authority's 2024 Operational Plan and Budget. After discussion, the budget was approved.

Budget Guidance

In order to guide the Authority Board as it deliberated the 2024 draft Budget document, the Board considered a February 2018 recommendation from the CAOs of the City of Windsor and the County of Essex. The recommendation stemmed from a report prepared by the CAOs which served to assist in resolving the matter of the approval of the 2017 and 2018 EWSWA budgets.

The recommendation, as contained within the report, was as follows:

THAT the Board acknowledge the built-in budget pressures due to increasing debenture payments and other non-discretionary costs and commit to working towards a sustainable, balanced budget over the next ten years while maintaining appropriate reserve funds and avoiding significant spikes in tipping fees.

With 2018 being Year 1 of the 10-year period this means that the objective is to attain a balanced budget by the time of the preparation of the 2027 budget.

The same recommendation was presented both to County Council in February 2018 and Windsor Council in March 2018 as part of their consideration and approval of the Authority's 2018 budget.

15 Year Budget Forecast (attached to this report)

As part of the annual budget preparation process, **a 15-year forecast is prepared. A copy of the forecast is attached to this report.** This forecast shows that in order to have a balanced budget by 2027 and replenish the Rate Stabilization Reserve, the amount assessed annually by the Authority to the City of Windsor and the 7 County municipalities will need to increase 4.1% for each year to and including 2027 with a reduced increase being projected for 2028 as the budget is being projected as being balanced for that year.

The outcome of these annual increases of 4.1% for each year is that the Authority's budget will be balanced without the requirement for a contribution from the Rate Stabilization Reserve.

Prior and projected increases:

2017	0%
2018	2.0% (Year 2 of the Balanced Budget Objective)
2019	4.1% (Year 3 of the Balanced Budget Objective)
2020	4.1% (Year 4 of the Balanced Budget Objective)
2021	4.1% (Year 5 of the Balanced Budget Objective)
2022	4.1% (Year 6 of the Balanced Budget Objective)
2023	4.1% (Year 7 of the Balanced Budget Objective)
2024-27	4.1% (For each of those 4 years)
2028	2.0% (2028 being Year 10 of the Balanced Budget Objective)

The 2018 recommendations adopted assumed that existing service levels would be maintained and did not contemplate significant service enhancements. Therefore, any additional costs to be incurred as a result of the implementation of the Regional Food and Organic Waste Management Program would require additional funding.

Administrative Report

Page 4 of 11

December 7, 2023

2024 EWSWA Operational Plan and Budget

EWSWA Approved Budget Recommendations

The following are the full 2024 budget recommendations approved by the Authority Board at its November 7, 2023 meeting.

1. Approve the 2024 **Expenditure and Revenue budget estimate figures** excluding the municipal Total Waste Management Fee (Tip Fee) and the municipal Fixed Cost Assessment.
2. Increase the **Total Waste Management Fee** by \$1.00 per tonne to \$42.00/tonne from \$41.00/tonne. This is the fee assessed to municipalities for each tonne of refuse delivered for disposal. This results in a **\$112,370** increase based on the 2024 municipal tonnage level which is budgeted to equal 112,370 tonnes.
3. Increase the **fixed cost assessment** to Windsor and the 7 County municipalities based on the following chart. Fixed costs are assessed based on population per the 2021 census.

Municipality	2023 Budgeted Fixed Cost Assessment	2024 Budgeted Fixed Cost Assessment	Year Over Year Increase
Windsor	\$5,331,710	\$5,591,890	\$260,180
Amherstburg	\$546,120	\$572,780	\$26,660
Essex	\$492,540	\$516,580	\$24,040
Kingsville	\$513,510	\$538,570	\$25,060
Lakeshore	\$938,150	\$983,920	\$45,770
Lasalle	\$759,640	\$796,710	\$37,070
Leamington	\$689,040	\$722,660	\$33,620
Tecumseh	\$540,920	\$567,320	\$26,400
Total County	\$4,479,920	\$4,698,540	\$218,620
Total	\$9,811,630	\$10,290,430	\$478,800

(The sum of \$112,370 from Recommendation 2 and \$478,800 from Recommendation 3 equates to \$591,170. This represents a 4.1% increase to the 2023 budgeted total municipal assessment of \$14,418,800.)

4. Approve the **Fee Schedule** (see attached).
5. That any resultant surplus from 2023 operations be contributed to, or funded by, the Rate Stabilization Reserve.
6. That any resultant surplus/(deficit) from 2024 operations be contributed to, or funded by, the Rate Stabilization Reserve.

Administrative Report

Page 5 of 11

December 7, 2023

2024 EWSWA Operational Plan and Budget

Discussion

Attached to this report are expenditure and revenue schedules showing 2024 budget figures as well as 2023 budget and projection figures. A summary table is presented as follows:

Summary (Excluding Perpetual Care for Landfills 2 and 3)

	2023 Budget	2023 Projection	2024 Budget	2024 vs 2023
EXPENDITURES				
Operating Expenditures	\$35,106,390	\$35,282,725	\$36,768,840	
Capital out of Current	\$38,600	\$82,870	(\$47,000)	
Total Expenditures	\$35,144,990	\$35,365,595	\$36,721,840	
REVENUE - Non-Municipal				
ICI Tip Fees; Recycling Sales; Blue Box Funding; Other	(\$16,968,810)	(\$18,937,660)	(\$18,480,450)	
Amount Required from Municipalities	\$18,176,180	\$16,427,935	\$18,251,390	
REVENUE - From Municipalities				
Fixed Cost Allocation Admin+Compensation +Debenture)	(\$9,811,630)	(\$9,811,630)	(\$10,290,430)	
Total Waste Mgt Fee - 2023 112,370 Tonnes as Base:				
(2023 - 112,370 @ \$41) (2024 - 112,370 @ \$42)	(\$4,607,170)	(\$4,613,480)	(\$4,719,540)	
Sub-Total - Revenue from Municipalities	(\$14,418,800)	(\$14,425,110)	(\$15,009,970)	4.10%
Increase in Muni. Tonnes 2024 vs 2023 if realized:				
(2023 - 112,370) (2024 - 112,370) = 0 Tonnes @ \$42	\$0	\$0	\$0	
Total Revenue from Municipalities	(\$14,418,800)	(\$14,425,110)	(\$15,009,970)	
(Deficit)	(\$3,757,380)	(\$2,002,825)	(\$3,231,420)	

In order to balance the 2024 budget a (\$3,231,420) contribution from the Authority's Rate Stabilization Reserve will be required. This reserve is used to manage future years' tipping fees.

Administrative Report

Page 6 of 11

December 7, 2023

2024 EWSWA Operational Plan and Budget

Population and Tonnage

The following table shows the population and tonnage figures that are used to allocate and assess charges to the County municipalities and the City of Windsor in regard to the Fixed Cost Allocation and the Total Waste Management Fee (tipping fee).

Municipality	Population (2021 Census)	Tonnes 2024	Tonnes 2023
Windsor	229,660	58,920	58,920
County	192,970	53,450	53,450
Total	422,630	112,370	112,370

2023 Budgeted Deficit vs. 2023 Projected Deficit - \$1,754,555 Favourable

The \$1,754,555 favourable variance between the 2023 budgeted deficit of (\$3,757,380) and the 2023 projected deficit of (\$2,002,825) is attributed to:

Revenue	Landfill Tipping Fees – Increase in IC&I Landfilled Material Tonnes & Tipping Fees	\$1,638,670
Revenue	Recycling – Increase in Sale of Recyclable Materials	\$260,600
Revenue	Landfill Tipping Fees – Increase in IC&I Organic & Other Non-Landfilled Material	\$121,445
Revenue	Misc. – Net decrease in Revenue from Various Programs	(\$45,555)
Revenue	Favourable Variance	\$1,975,160
Expenditure	Regional Landfill Other – Increase in Host Compensation - Town of Essex	(\$358,000)
Expenditure	Regional Landfill Operating – Increase in heavy equipment operator hours	(\$142,800)
Expenditure	Regional Landfill Operating – Net increase relating to Site Preparation for the Reverse Osmosis (“RO”) Leachate Processing Plant and leachate management costs	(\$24,050)
Expenditure	Misc. – Net decrease in Expenditures from Various Programs	\$304,245
Expenditure	Unfavourable Variance	(\$220,605)
Variance	Budget vs Projection - Favourable	\$1,754,555

Administrative Report

Page 7 of 11

December 7, 2023

2024 EWSWA Operational Plan and Budget

2023 Budgeted Deficit (\$3,757,380) vs. 2024 Budgeted Deficit (\$3,231,420) - \$525,960 Favourable Variance

Revenue	Landfill Tipping Fees – Increase in IC&I Landfilled Material Tonnes & Tipping Fees	\$1,517,610
Revenue	Municipalities – Increase in the Allocation of Fixed Costs & Price Per Tonne	\$591,170
Revenue	Regional Landfill Operating – Contribution from the Rate Stabilization and Regional Landfill Reserve to assist with cost relating to leachate management activities	\$1,326,130
Revenue	Misc. – Net decrease in Revenue from Various Programs	(\$164,150)
Revenue	Recycling – Decrease in Stewardship Ontario Blue Box Funding	(\$528,940)
Revenue	Recycling - Decrease in Sale of Recyclable Materials	(\$639,010)
Revenue	Favourable Variance	\$2,102,810
Expenditure	Regional Landfill Operating - Increase in costs to manage leachate which includes costs to haul, treat, RO Plant Rental and RO Consumables	(\$2,174,230)
Expenditure	Regional Landfill Other – Increase in debenture contribution (Sun Life)	(\$190,530)
Expenditure	Regional Landfill Other – Increase payment made to Town of Essex (Host Compensation)	(\$166,040)
Expenditure	Regional Landfill Operating – Increase in the number of heavy equipment operator hours	(\$167,000)
Expenditure	Regional Landfill Operating – Contribution to the Regional Landfill Reserve for leachate management activities	(\$750,000)
Expenditure	HSP – Increase in contractor labour and disposal fees – new contract	(\$379,800)
Expenditure	Misc. Other decreases in expenditures from various programs	\$127,310
Expenditure	Recycling – Decrease in costs to operate the City of Windsor Blue Box Collection program	\$532,910

Administrative Report

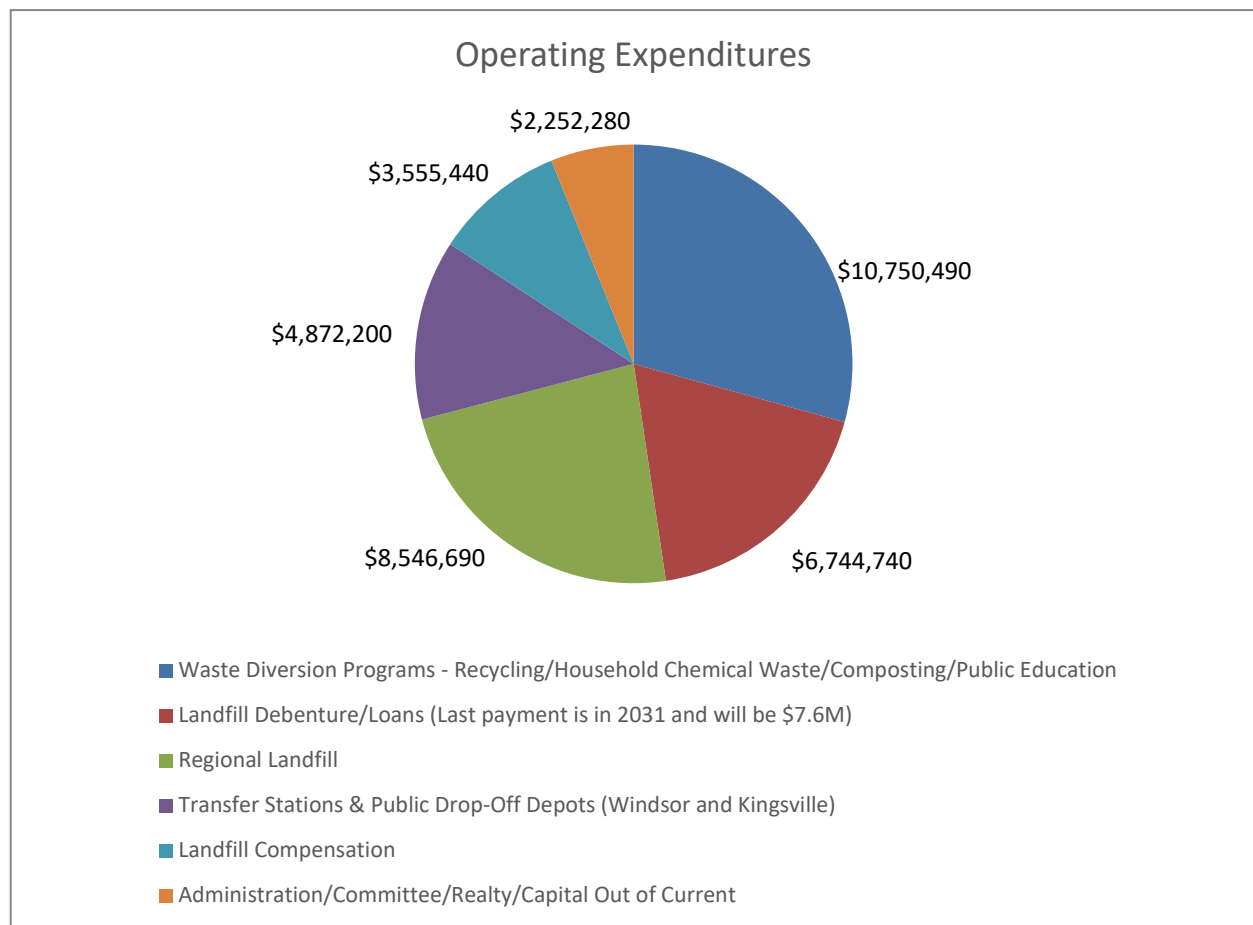
Page 8 of 11

December 7, 2023

2024 EWSWA Operational Plan and Budget

Expenditure	Recycling – Decrease in costs to operate the City of Windsor Blue Box Collection program	\$715,000
Expenditure	Recycling – Decrease in costs relating to processing of Blue Box material	\$875,530
Expenditure	Unfavourable Variance	(\$1,576,850)
Variance	2023 Budget vs 2024 Budget – Favourable	\$525,960

Budget Summary by Program

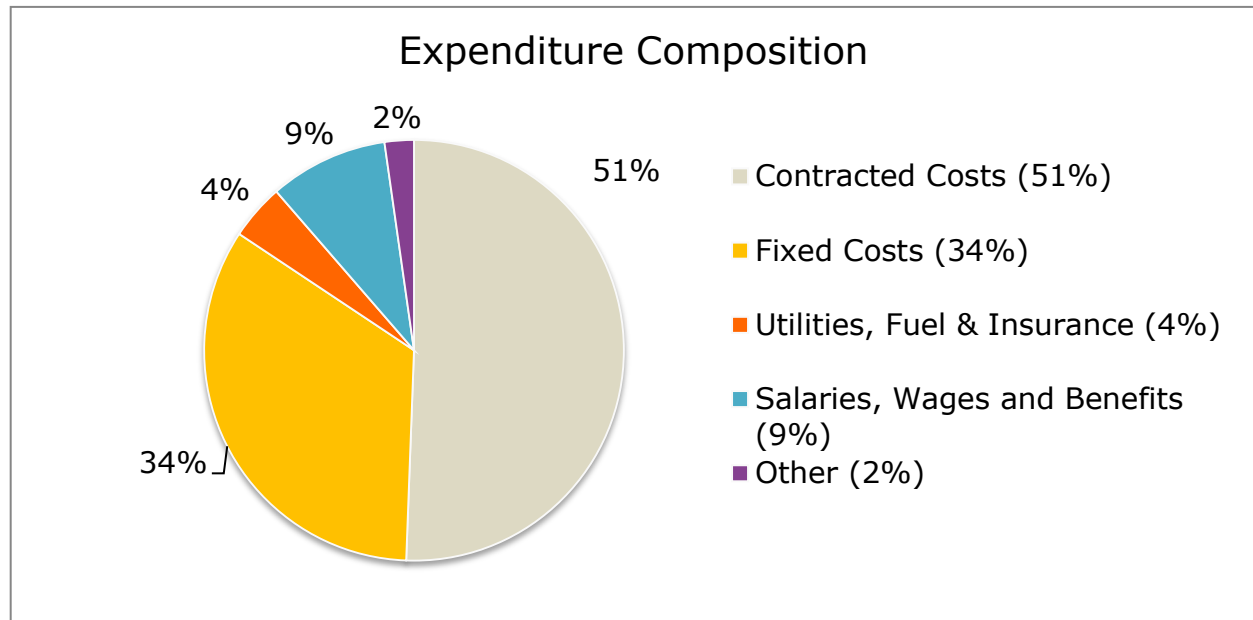


Administrative Report

Page 9 of 11

December 7, 2023

2024 EWSWA Operational Plan and Budget



2024 Budgeted Total Fees Assessed to Municipalities

The following table shows the total fees to be assessed to each of the municipalities:

	2024 Fixed Cost Assessment (Based on population)	2024 Tip Fees (Based on waste delivered for disposal)	2024 Total	2023 Total
WINDSOR	\$5,591,890	\$2,474,640	\$8,066,530	\$7,747,430
AMHERSTBURG	\$572,780	\$308,700	\$881,480	\$847,470
ESSEX	\$516,580	\$260,400	\$776,980	\$746,740
KINGSVILLE	\$538,570	\$256,200	\$794,770	\$763,610
LAKESHORE	\$983,920	\$495,600	\$1,479,520	\$1,421,950
LASALLE	\$796,710	\$369,600	\$1,166,310	\$1,120,440
LEAMINGTON	\$722,660	\$294,000	\$1,016,660	\$976,040
TECUMSEH	\$567,320	\$260,400	\$827,720	\$795,120
TOTAL COUNTY	\$4,698,540	\$2,244,900	\$6,943,440	\$6,671,370
TOTAL WINDSOR AND COUNTY	\$10,290,430	\$4,719,540	\$15,009,970	\$14,418,800

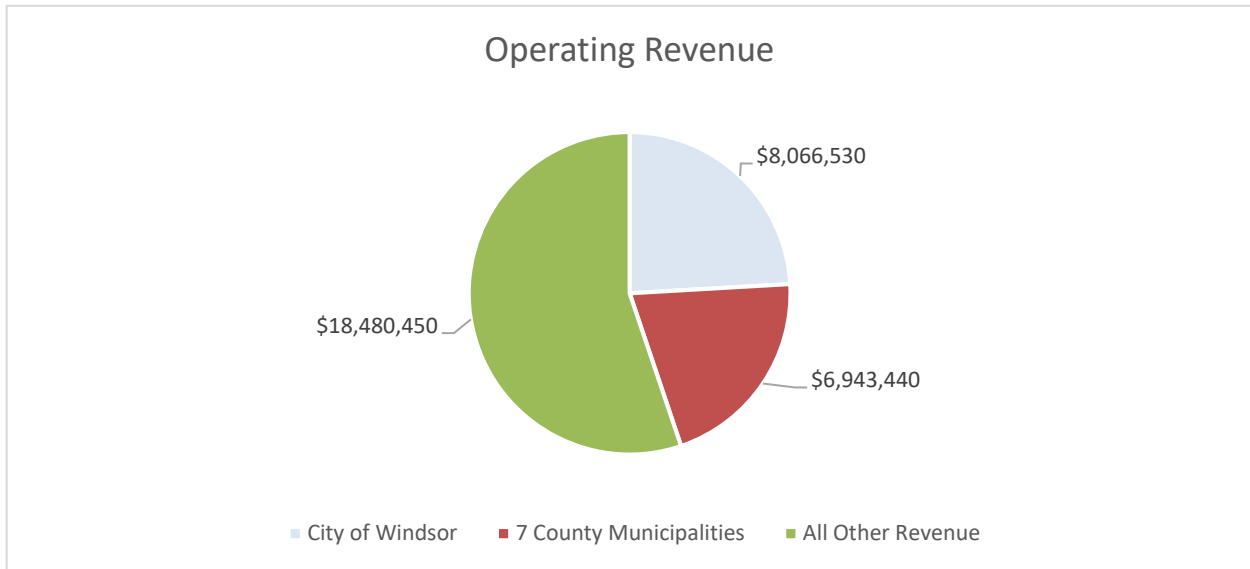
Administrative Report

Page 10 of 11

December 7, 2023

2024 EWSWA Operational Plan and Budget

Budget Revenue by Source



Perpetual Care Assessments to closed Landfill #3 and closed Landfill #2 Municipalities

In addition to the assessment amounts shown in the table on the previous pages the following table shows the assessment amounts applicable only to Landfill #3 and Landfill #2 municipalities.

Perpetual Care - Closed Landfill #3

Municipality	Share of Perpetual Care Expenditure	2024 Municipal Assessment	2023 Municipal Assessment	Year Over Year (Decrease) Assessment
Windsor	91.84%	\$369,555	\$480,911	(\$111,356)
Lakeshore	4.76%	\$34,903	\$43,007	(\$8,104)
Tecumseh	3.40%	\$24,932	\$30,722	(\$5,790)
Total	100.00%	\$429,390	\$554,640	(\$125,250)

Administrative Report

Page 11 of 11

December 7, 2023

2024 EWSWA Operational Plan and Budget


Perpetual Care - Closed Landfill #2

Municipality	Share of Perpetual Care Expenditure	2024 Municipal Assessment	2023 Municipal Assessment	Year Over Year (Decrease) Assessment
Leamington	74.90%	\$224,296	\$247,926	(\$79,304)
Kingsville	25.10%	\$75,164	\$83,084	(\$7,920)
Total	100.00%	\$299,460	\$331,010	(\$31,550)

Recommendation

1. **THAT** the Council of the City of Windsor approve the 2024 Essex-Windsor Solid Waste Authority budget and a 4.1% increase to the 2023 total municipal assessment of \$14,418,800 based on a fixed cost allocation calculated on population and a Total Waste Management Fee of \$42.00 per tonne fee for refuse delivered for disposal. The overall 2024 assessment to the City of Windsor and the County of Essex municipalities will be \$15,009,970.

Respectfully Submitted



Michelle Bishop, CPA
General Manager



Steffan Brisebois, CPA
Manager, Finance & Administration

Attachments

- Operating Budget Summary Table
- Revenue Summary Table
- Schedule of Fees
- 15 Year Budget Forecast

2024 EWSWA Budget
Operating Budget Summary Table (Including Perpetual Care)

Operating Expenditures	2023 Budget \$	2023 Projection \$	2024 Budget \$
Committee Expenses	13,000	5,910	13,000
Administration	2,157,360	2,108,330	2,258,750
Total - Administration & Committee	2,170,360	2,114,240	2,271,750
Realty	26,850	16,030	27,530
Total - Realty	26,850	16,030	27,530
Recycling Program	10,710,650	10,637,975	8,163,390
Municipal Hazardous or Special Waste Program	482,300	443,400	723,900
Waste Reduction/ Reuse	1,491,800	1,403,350	1,505,200
Advertising/ Public Education	386,920	370,140	358,000
Total - 3R's Programs	13,071,670	12,854,865	10,750,490
Regional Landfill - Operating Expenditures	5,104,680	5,265,160	8,546,690
Total - Landfill Operations	5,104,680	5,265,160	8,546,690
Transfer Stn. 1 (Windsor)	2,377,830	2,378,660	2,390,800
Transfer Stn. 2 (Kingsville)	847,790	851,890	876,100
Public Drop-Off (Windsor)	1,597,340	1,546,350	1,605,300
Total Transfer Stations and Waste Deport Operations	4,822,960	4,776,900	4,872,200
Sub-Total Operating Exp. Before "Reg. Landfill - Other" Expenses	25,196,520	25,027,195	26,468,660
Contrib. to Reg. Landfill Debt Retirement Reserve - Sun Life Debenture (Last Pmt. 2031)	5,879,400	5,879,400	6,069,930
Contribution to Regional Landfill Perpetual Care Reserve - Scheduled to Resume in 2032	0	0	0
Town of Essex Compensation	3,284,500	3,642,500	3,468,540
Annual Residential Compensation	104,900	92,560	86,900
Loan Repayment to Reserves - Development of Cells #3	616,070	616,070	649,810
Loan Interest - Cell #3 South	25,000	25,000	25,000
Total - Regional Landfill - Other	9,909,870	10,255,530	10,300,180
Sub-Total Operating Expenditures (Including Reg. Landfill - Other)	35,106,390	35,282,725	36,768,840

2024 EWSWA Budget
Operating Budget Summary Table (Including Perpetual Care)

Other Expenditures	2023 Budget \$	2023 Projection \$	2024 Budget \$
Landfill #2 Perpetual Care - Current Year Expenditures	362,300	301,600	344,000
Landfill #3 Perpetual Care - Current Year Expenditures	754,000	473,630	774,900
Total - Perpetual Care Costs - Landfill Sites #2 & #3	1,116,300	775,230	1,118,900
Recycling	219,600	118,700	12,500
Waste Reduction	0	0	1,644,400
Regional Landfill	315,500	375,770	401,600
Transfer Station #2 (Kingsville)	181,500	239,700	58,000
Transfer Station #1 (Windsor)	110,000	0	110,000
Windsor Depot	5,000	0	8,000
Regional Landfill - Other	831,800	343,740	8,965,000
Total - Capital Works	1,663,400	1,077,910	11,199,500
Grand Total - Operating , Perpetual Care and Capital Expenditures	37,886,090	37,135,865	49,087,240
Total - Revenue	34,128,710	35,523,090	45,855,820
Total - Excess of Revenue over Expenditures	(3,757,380)	(1,612,775)	(3,231,420)

Summary Excess Revenue over Expenses Surplus (Deficit) Comprised of the Following:	2023 Budget \$	2023 Projection \$	2024 Budget \$
Operations Surplus (Deficit) - Contribution To/From Rate Stabilization Reserve	(3,757,380)	(2,002,825)	(3,231,420)
Landfill #2 Accum. Surplus (Deficit) at end of year	0	44,540	0
Landfill #3 Accum. Surplus at end of year	0	345,510	0
Total - Surplus (Deficit) for Year	(3,757,380)	(1,612,775)	(3,231,420)

Revenue Summary Table

Account Number	Revenue Re: Regular Operations	2023 Budget \$	2023 Projection \$	2024 Budget \$
14201.6510	Municipal Allocation of Fixed Costs - Admin., Debenture, Compensation	\$9,811,630	\$9,811,630	\$10,290,430
14201.6520	Total Waste Management Fee - Municipally Delivered Refuse	4,607,170	4,613,480	4,719,540
14201.6521	Tipping Fees - Municipally Delivered - Organics	695,100	703,480	711,650
14201.6622	Tipping Fees - Residentially Delivered - Refuse	777,000	753,890	756,000
14201.6630	Tipping Fees - Residential Customers - \$5 Flat Fee for Refuse	200,000	219,590	209,520
14201.6625	Tipping Fees - Residentially Delivered - Grass	7,000	2,070	3,000
14201.6627	Tipping Fees - Residential & ICI Delivered - Refrigerants	25,000	30,080	25,000
14201.6620	Tipping Fees - ICI - Refuse - Landfilled	7,635,200	9,273,870	9,152,810
14201.6619	Tipping Fees - ICI - Organics & Other Non-Landfilled Materials	519,800	641,245	571,200
14201.6698	Tipping Fees - Weigh Scale Receipts	18,000	33,410	26,800
14201.6628	Tipping Fees - Asbestos and Dig Out Fees	11,500	28,215	22,500
14301.6625	Sale of Recyclable Goods	2,360,110	2,620,710	1,721,100
14301.6724	LCBO Bottle Deposit (Paid by the Beer Store)	72,000	58,000	38,000
14301.6798	Stewardship Ontario/Waste Diversion Organization - Recycling Program	2,910,000	2,942,890	2,381,060
14104.6720	Reg. LF Recovery of Wages & Benefits from LF#2 Perp.Care	43,000	43,000	44,000
14104.6720	Reg. LF Recovery of Wages & Benefits from LF#3 Perp.Care	47,000	47,000	48,000
14106.6798	Sale of Scrap Metal & Batteries - Kingsville Drop-Off Depot	15,000	13,200	15,000
14201.6501	Recovery of Administration Costs from LF#2 Perp. Care	15,000	15,000	15,000
14201.6502	Recovery of Administration Costs from LF#3 Perp. Care	31,500	31,500	31,500
14201.6623	Interest Income on Overdue Tip Fees	500	500	500
14201.6698	Administration - Miscellaneous Revenue - Inc. Wage Subsidies & CUPE Wage Recovery	15,300	19,030	17,000
14201.6703	Interest Income - Current Bank Account	30,000	140,000	70,000
14201.6720	Admin. Recovery of Wages & Benefits from LF#2 Perp.Care	5,000	5,000	5,000
14201.6720	Admin. Recovery of Wages & Benefits from LF#3 Perp.Care	15,000	15,000	15,000
14301.6627	Sale of Blue Boxes	36,500	38,500	29,000
14301.6626	Recovery From Contractor - Residual Hauling (Cont. Comp./Fibre Trailer)	96,000	99,400	76,800
14303.6324	County Municipalities - White Goods Collections	39,000	32,000	35,000
14303.6323	Electronics Recycling Revenue	71,000	60,300	64,500
14303.6722	Composter & Digester Sales to Public	5,000	6,100	5,000
14303.6726	Sale of Compost	225,000	255,000	230,000
14303.6727	Compost Delivery Fee to Residents	7,500	6,000	7,500
14304.6728	Sale of Scrap Metal - Windsor Drop-Off Depot	165,000	100,200	130,000
14305.6620	HSP - Small Business Revenue	28,000	29,600	28,000
14305.6798	HSP - Used Auto Battery Sales	11,200	15,000	15,000
14305.6320	Stewardship Ont. Funding - Disposal - Phase One	22,000	20,300	39,900
14305.6320	Stewardship Funding - Contract Labour & Fixed Costs - Phase One	131,000	130,700	131,000
14401.6629	Rental Income - Farmland & Other	224,400	224,400	224,400
14104.6720	Contribution from Rate Stab. Reserve - Regional Landfill - Leachate Management	0	0	576,130
14104.6720	Contribution from Regional Landfill Reserve - Regional Landfill - Leachate Management	0	0	750,000
14302.6722	Contribution from Waste Reduction Reserve - RE. P&E	0	0	20,000
14303.6821	Contribution from Recycling Reserve	325,200	165,880	110,580
14201.6810	Cont. from Waste Reduction Res. - Regional Food and Organics Waste Management Plan	134,000	117,600	128,000
Sub-Total	Recurring Revenue Re: Regular Operations	\$31,387,610	\$33,362,770	\$33,490,420

\$15,009,970

Revenue Summary Table

Account Number	Revenue Re: Landfill #2 and Landfill #3 Perpetual Care	2023 Budget	2023 Projection	2024 Budget
		\$	\$	\$
14102.6520	Landfill #2 Perpetual Care - Contrib. From Municipalities	\$331,010	\$331,010	\$299,460
19205.8704	Landfill #2 Perpetual Care - Prior Year's Accum. Surplus Used to Fund Op.	31,290	15,130	44,540
14107.6520	Landfill #3 Perpetual Care - Contrib. From Municipalities	554,640	554,640	429,390
19205.8705	Landfill #3 Perpetual Care - Prior Year's Accum. Surplus Used to Fund Op.	199,360	264,500	345,510
Sub-Total	Revenue Re: Landfill #2 and Landfill #3 Perpetual Care	\$1,116,300	\$1,165,280	\$1,118,900

Account Number	Revenue Re: Capital and Non-Recurring	2023 Budget	2023 Projection	2024 Budget
		\$	\$	\$
14104.6725	Sale of Surplus Equipment -Regional Landfill - Tractor/Truck	\$0	\$0	\$20,500
14104.6820	Contrib. from Equipment Replacement Reserve (ERR) - Regional Landfill - Pickup Truck	0	0	39,500
14104.6820	Contribution from ERR - Regional Landfill - Leachate Aerator	0	0	60,000
14104.6820	Contribution from ERR - Regional Landfill - Leachate Pumps	0	0	120,000
14104.6820	Contribution from ERR - Regional Landfill - Walk Behind Mower	0	0	10,000
14104.6804	Contribution from Rate Stab. Reserve - Regional Landfill - Leachate Aerators	103,000	125,100	0
14104.6804	Contribution from Rate Stab. Reserve - Regional Landfill - Electrical Service Upgrades		142,370	0
14104.6820	Contribution from Equipment Replacement Reserve - GPS Rover	45,000	30,000	0
14104.6820	Contribution from ERR - Regional Landfill - Light Plant	20,000	18,000	0
14104.6820	Contribution from ERR - Regional Landfill - Bull Litter Fence	70,000	0	86,100
14104.6820	Contribution from ERR - Regional Landfill - Methane Detection Maintenance Building	75,000	0	75,000
14303.6820	Loan from ERR - Waste Reduction -SSO Transfer Station by Transfer Station 1	0	0	858,800
14303.6820	Loan from ERR - Waste Reduction -SSO Transfer Station at Regional Landfill	0	0	785,600
14105.6820	Contribution from ERR - Transfer Station #1 - Paving and Concrete Rebuild	110,000	0	110,000
14106.6820	Contribution from ERR - Transfer Station #2 - Asphalt (2024)	50,000	10,200	50,000
14106.6820	Contribution from ERR - Transfer Station #2 - Scale House Rebuild	130,000	228,000	0
14301.6820	Contribution from ERR - Recycling - Conveyor Replacement	85,000	0	0
14301.6327	Sale of Roll - Out Carts - 95 gal. - Commercial	42,000	39,900	26,400
14301.6329	Sale of Roll - Out Carts - 35 & 65 gal. - Residential	63,000	57,730	39,600
14201.6804	Contrib. for Regional Landfill Res. - Regional Landfill Other - Gas Collection Wellfield	500,000	11,940	500,000
14201.6804	Loan from Rate Stabilization Reserve - Cell #5 North	0	0	4,813,460
14201.6801	Contrib. from Future Cell Development Reserve - Cell #5 North Engineering Design & Construction	331,800	331,800	3,651,540
Sub-Total	Revenue Re: Capital and Non-Recurring	\$1,624,800	\$995,040	\$11,246,500
Total	Revenue	\$34,128,710	\$35,523,090	\$45,855,820

**Essex-Windsor Solid Waste Authority
Schedule of Fees**

Rate Type - Municipal	2024 Rate	2023 Rate	Unit of Measure	Description
Municipally Delivered Refuse - Total Waste Management Fee	\$42.00	\$41.00	Per Tonne	
Water & Waste Water Treatment Plant Residue	\$64.00	\$62.00	Per Tonne	
Municipally Delivered Pallets	See Organics	See Organics	Per Tonne	
Municipally Delivered Street Sweepings	\$14.00	\$12.00	Per Tonne	
Municipally Delivered Organics	\$43.00	\$42.00	Per Tonne	
Non-Residentially Collected Refuse	\$43.00	\$30.00	Per Tonne	Re: Construction and Demolition
Rate Type - Residential	2024 Rate	2023 Rate	Unit of Measure	Description
Refuse - Residentially Delivered	4 Loads at \$5	4 Loads at \$5	Kilograms	If weight is 100kg or less.
Refuse - Residentially Delivered - After \$5 Loads Exhausted (See also minimum charge below)	\$105.00	\$105.00	Per Tonne	
Refuse - Residentially Delivered - Minimum Fee (Applies after \$5 loads are exhausted)	\$10.00	\$10.00	Minimum Flat Fee	If load is less than 100 kg and \$5 loads exhausted.
Organics - Residentially Delivered Leaves, Tree Trimmings, Brush, Other	No Charge	No Charge	Per Load	
Organics - Residentially Delivered Grass	\$3 Per Bag \$15 Per Truck or Trailer	\$3 Per Bag \$15 Per Truck or Trailer	Each	
Other - Tires - Passenger	\$0.00	\$0.00	Per Tire	Revised January 2021 - No longer allowed
Other - Tires - Light Truck	\$0.00	\$0.00	Per Tire	to charge fo tire disposal.
Other - Tires - Medium Truck	\$0.00	\$0.00	Per Tire	
Other - Tires - Farm Tractor	\$0.00	\$0.00	Per Tire	
Other - Residential Pallets	\$53.00	\$51.00	Per Tonne	
Other Refrigerants	\$20.00	\$20.00	Per Unit	
Other - Railway Ties	\$105.00	\$105.00	Per Tonne	
Other - White Goods	No Charge	No Charge	Per Unit	
Other - Recyclables	No Charge	No Charge	Per Load	
Other - Household Chemical Waste	No Charge	No Charge	Per Load	

**Essex-Windsor Solid Waste Authority
Schedule of Fees**

Rate Type - Industrial / Commercial/ Institutional (ICI)	2024 Rate	2023 Rate	Unit of Measure	Description
Refuse - ICI Refuse Delivered to the Regional Landfill	\$66.00	\$64.00	Per Tonne	Gate Rate
Refuse - ICI Refuse Delivered Under Contract to the Regional Landfill	\$61.00	\$59.00	Per Tonne	1,001 Tonnes and Over (Put or Pay)
Refuse - ICI Refuse Delivered Under Contract to the Regional Landfill	\$60.00	\$58.00	Per Tonne	2,001 Tonnes and Over (Put or Pay)
Refuse - ICI Refuse Delivered Under Contract to the Regional Landfill	\$59.00	\$57.00	Per Tonne	3,001 Tonnes and Over (Put or Pay)
Refuse - ICI Refuse Delivered Under Contract to the Regional Landfill	\$58.00	\$56.00	Per Tonne	4,001 Tonnes and Over (Put or Pay)
Refuse - ICI Refuse Delivered Under Contract to the Regional Landfill	\$57.00	\$55.00	Per Tonne	5,001 Tonnes and Over (Put or Pay)
Refuse - ICI Refuse Delivered Under Contract to the Regional Landfill	\$56.00	\$54.00	Per Tonne	10,001 Tonnes and Over (Put or Pay)
Refuse - ICI Refuse Delivered Under Contract to the Regional Landfill	\$52.00	\$50.00	Per Tonne	20,001 Tonnes and Over (Put or Pay)
Refuse - ICI Refuse Delivered Under Contract to the Regional Landfill	\$45.00	\$43.00	Per Tonne	30,001 Tonnes and Over (Put or Pay)
Refuse - ICI Refuse Delivered to Transfer Stations	\$73.00	\$70.00	Per Tonne	Gate Rate
Refuse - ICI Delivered Refuse	\$7.30	\$7.00	Minimum Fee	Minimum Fee
Organics - ICI Organics Delivered to Transfer Stations or Regional Landfill	\$53.00	\$51.00	Per Tonne	
Organics - ICI Delivered Organics	\$5.30	\$5.10	Minimum Fee	Minimum Fee
Other - Asbestos	\$150.00	\$150.00	Per Tonne	+ \$150 Per Load Flat Fee
Other - Dig Out Fee	\$75.00	\$75.00	Per Dig Out	
Other - Contaminated Soil to be Landfilled	\$40.00	\$38.00	Per Tonne	
Other - Greenhouse Vines and/or Growing Medium to be Landfilled	\$45 (Jan-Aug) \$66 (Sept-Dec)	\$45.00	Per Tonne	
Other - ICI Pallets Delivered to Transfer Station #2 and Regional Landfill	\$53.00	\$51.00	Per Tonne	
Other - Refrigerants	\$20.00	\$20.00	Per Unit	
Other - Weigh Ticket	\$7.00	\$7.00	Per Ticket	
Other - Railway Ties	\$105.00	\$105.00	Per Tonne	
Other - White Goods Without Refrigerants	No Charge	No Charge	Per Unit	
Other - Recyclables	No Charge	No Charge	Per Load	
Approved Charities - Loads Delivered to Transfer Stations	\$19.00	\$17.00	Per Tonne	
Approved Charities - Loads Delivered to Transfer Stations - Minimum Fee	\$5.00	\$5.00	Minimum Fee	Minimum Fee
Approved Charities - Loads Delivered to Regional Landfill	\$0.00	\$0.00	Per Tonne	

ESSEX-WINDSOR SOLID WASTE AUTHORITY
EWSWA 15 Year Planning Forecast
2023 - 2037

YEAR		EXPENDITURES	NON-MUN REVENUE	REQUIRED FROM MUNI'S TO BALANCE BUDGET	PROJECTED ASSESSMENT TO MUNICIPALITIES	PROJECTED SURPLUS/ (DEFICIT) FOR THE YEAR	PROJECTED RESERVE BALANCE END OF YEAR	DIFFERENCE IN ANNUAL ASSESSMENT TO MUNICIPALITIES	% ANNUAL INCREASE IN MUNICIPAL ASSESSMENT
1	2017			BUDGET	\$11,013,400				0.00%
2	2018			BUDGET	\$11,250,070				2.00%
3	2019			BUDGET	\$11,819,890				4.10%
4	2020			BUDGET	\$12,469,800				4.10%
5	2021			BUDGET	\$13,076,600				4.10%
6	2022			BUDGET	\$13,810,740				4.10%
7	2023			BUDGET	\$14,418,800	(\$2,002,825)	\$9,669,819		4.10%
8	2024	\$36,721,840	\$18,480,450	\$18,241,390	\$15,009,970	(\$3,231,420)	\$5,589,139	\$591,170	4.10%
9	2025	\$32,180,372	\$16,133,942	\$16,046,429	\$15,625,379	(\$421,051)	\$5,168,088	\$615,409	4.10%
10	2026	\$32,793,636	\$16,358,099	\$16,435,537	\$16,266,019	(\$169,518)	\$4,998,570	\$640,641	4.10%
11	2027	\$33,310,702	\$16,586,716	\$16,723,986	\$16,932,926	\$208,941	\$5,207,511	\$666,907	4.10%
12	2028	\$32,355,476	\$15,319,885	\$17,035,591	\$17,271,585	\$235,994	\$5,443,505	\$338,659	2.00%
13	2029	\$33,040,439	\$15,557,695	\$17,482,744	\$17,617,016	\$134,273	\$5,577,778	\$345,432	2.00%
14	2030	\$33,726,428	\$15,800,240	\$17,926,188	\$17,969,357	\$43,168	\$5,620,946	\$352,340	2.00%
15	2031	\$34,351,599	\$16,047,613	\$18,303,986	\$18,328,744	\$24,757	\$5,645,703	\$359,387	2.00%
16	2032	\$34,857,416	\$16,299,911	\$18,557,505	\$18,695,319	\$137,814	\$5,783,517	\$366,575	2.00%
17	2033	\$35,466,506	\$16,557,234	\$18,909,272	\$19,069,225	\$159,953	\$5,943,470	\$373,906	2.00%
18	2034	\$35,595,402	\$16,819,680	\$18,775,722	\$19,450,610	\$674,887	\$6,618,357	\$381,385	2.00%
19	2035	\$36,121,367	\$17,087,353	\$19,034,014	\$19,839,622	\$805,608	\$7,423,965	\$389,012	2.00%
20	2036	\$36,663,533	\$17,360,357	\$19,303,176	\$20,236,414	\$933,238	\$8,357,203	\$396,792	2.00%
21	2037	\$37,222,516	\$17,638,798	\$19,583,718	\$20,641,142	\$1,057,424	\$9,414,627	\$404,728	2.00%
22	2038	\$37,798,818	\$17,922,785	\$19,876,033	\$21,053,965	\$1,177,932	\$10,592,559	\$412,823	2.00%

- Objective #1 - By 2027 to have a balanced budget and a favourable Rate Stabilization Reserve balance.
- Objective #2 - Post 2027 - To maintain a balanced budget and to reach a minimum Rate Stabilization Reserve balance of \$5M.
- 2025 - Reduced expenditures and revenue associated with producers assuming the net cost of the blue box program.
- The forecast does not include costs associated with a green bin program as these are difficult to define at this time. These surpluses may be reduced as a result of adding green bin costs for 2026 and subsequent budget years.