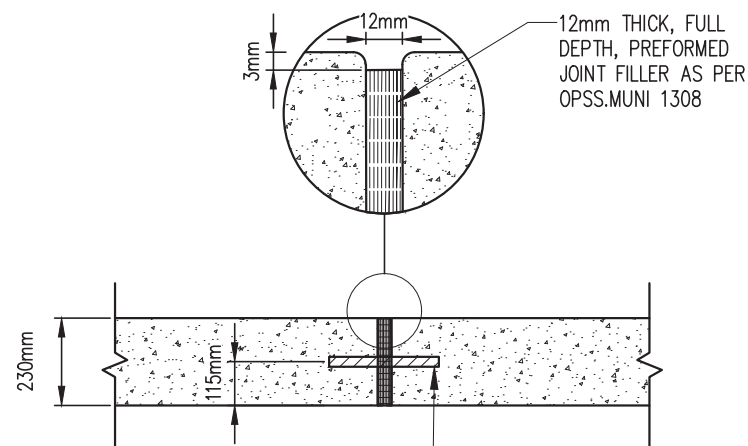


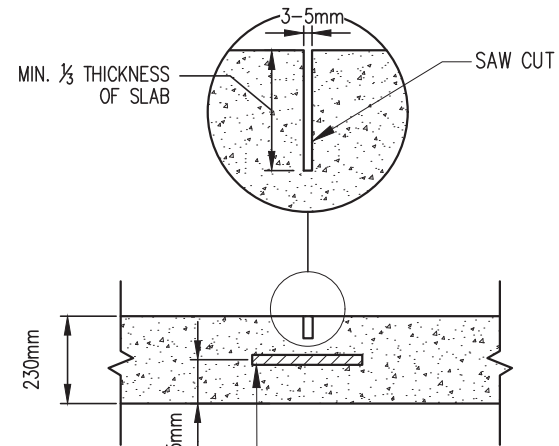
TYPICAL CROSS SECTION

DITCH SIDE SLOPES TO BE TOPSOILED SEEDED AND MULCHED



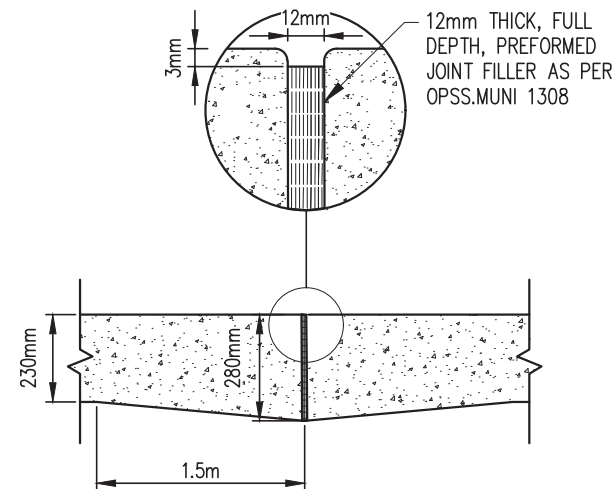
TYPE A

TRANSVERSE EXPANSION JOINT WITH LOAD TRANSFER DEVICE



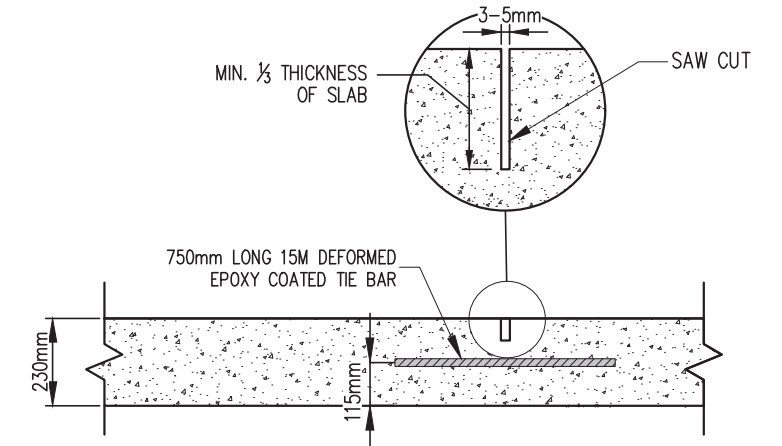
TYPE B

TRANSVERSE CONTRACTION JOINT WITH LOAD TRANSFER DEVICE



TYPE C

CONSTRUCTION JOINT



TYPE D

LONGITUDINAL JOINT WITH TIE BAR

NOTES:

1. SPACING OF TYPE B TRANSVERSE CONTRACTION JOINTS WITH LOAD TRANSFER DEVICES SHALL HAVE RANDOM SPACING 4.88m, 4.27m, 3.66m.
2. TIE BARS FOR LONGITUDINAL JOINT SHALL NOT BE REQUIRED IN INTERSECTION AREAS FROM END OF CURB RADIUS TO CORRESPONDING END OF RETURN RADIUS ON OTHER SIDE OF INTERSECTING STREET.
3. PANEL JOINTS SHOULD BE ADJUSTED SO THAT ANY STRUCTURE (MH, WV, ETC) THAT FALLS WITHIN THE PANEL WHEREVER POSSIBLE, THERE SHOULD BE A MINIMUM OF 0.6m FROM EDGE OF STRUCTURE TO ANY PANEL JOINT. REFER TO AS-213 FOR UTILITY ISOLATION.
4. ANGLES BETWEEN PAVEMENT JOINTS MUST NOT BE LESS THAN 45°.
5. ALL WORK SHALL CONFORM TO CITY OF WINDSOR STANDARD SPECIFICATION S-7 AND S-9.
6. CATCH BASINS, UTILITY MANHOLES, UTILITY VALVES, ETC. SHALL BE ISOLATED AS PER AS-213.
7. SELF LEVELING MAINTENANCE HOLE FRAME & COVER SHALL BE USED IN CONCRETE PAVEMENT, WHERE POSSIBLE. REFER TO AS-553.

NOT TO SCALE

CITY OF WINDSOR ENGINEERING DEPARTMENT	
RURAL ARTERIAL CONCRETE PAVEMENT	
DR'N BY: AC, AZ	DATE: FEB, 1973
REV. DATE: MAY, 2024	CH'KD BY (ENG): PM, JH
CH'KD BY (GEO/OPS): PJJ, AL	PASSED BY: FM
Mark Winterton Winterton Date: 2024.05.22 14:35:18 -04'00' CITY ENGINEER	AS-226