

# COVID-19

# Contents



# New Circumstances - New Plan



# Overview

.....

# Summary of Proposed Audit Plan

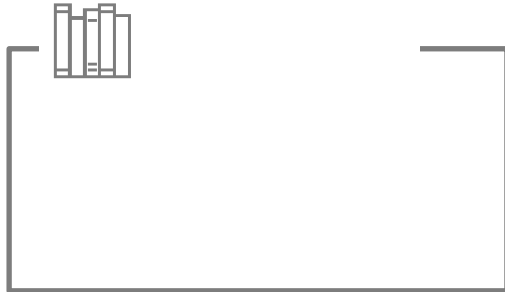


# Summary of rolling audit plan by audit type






# COVID-19: The City needs to respond to the crisis and build resilience over time



# Changing and Emerging Risks for Audit Consideration in the Pandemic



# Summary of reporting, efforts, timeline and project type

# Proposed Project Details





A vertical list of 13 icons representing various project management and business concepts. The icons are arranged in a column on the left side of a white rectangular area. A solid red horizontal bar obscures the text to the right of the sixth icon from the top.

- Icon 1: Three stylized human figures representing a team or group.
- Icon 2: A stylized human head with a brain inside, representing thought or strategy.
- Icon 3: A network diagram with nodes and connecting lines, representing a project plan or organizational structure.
- Icon 4: A triangle with an exclamation mark inside, representing a warning or alert.
- Icon 5: An eye with a plus sign inside, representing vision or focus.
- Icon 6: A stylized human figure, representing a person or stakeholder. This icon is partially obscured by a red bar.
- Icon 7: A shield with a checkmark inside, representing protection, approval, or success.
- Icon 8: A computer monitor with a padlock and a key, representing security or access control.
- Icon 9: A building with a padlock, representing a secure facility or organization.
- Icon 10: A lightbulb inside a circle, representing an idea or innovation.
- Icon 11: Three arrows pointing upwards and outwards, representing growth or expansion.
- Icon 12: A diamond shape with a diagonal line, representing a project or a specific task.

# Proposed Project Details

The image shows a rectangular placeholder box with a thin black border. At the top of the box is a dark gray horizontal header bar. To the left of the main white area of the box are three vertically stacked square icons: the top icon shows a document with a dollar sign, the middle icon is a warning triangle, and the bottom icon is a branching diagram with three arrows pointing upwards.

# Proposed Project Details








# Deferred Projects







# Risks and Related Projects Not Covered in the Proposed Plan




# Risks and Related Projects Not Covered in the Proposed Plan



# Risks and Related Projects Not Covered in the Proposed Plan



# Risks and Related Projects Not Covered in the Proposed Plan




# Risks and Related Projects Not Covered in the Proposed Plan

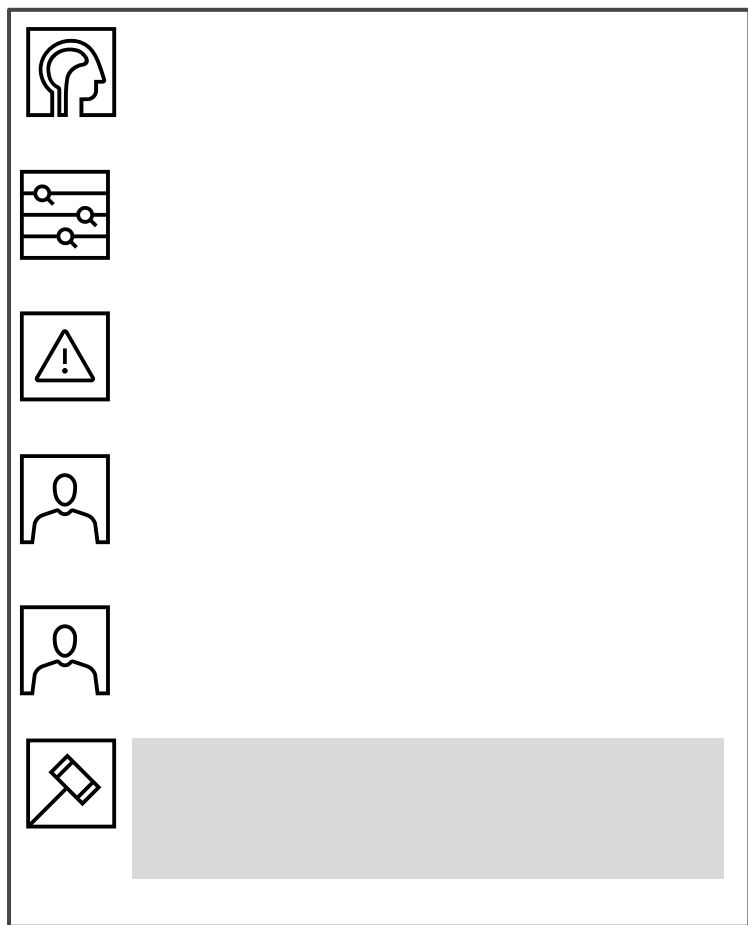
- 
- 
- 
- 
- 
- 

A grey rectangular box is located to the right of the gavel icon, partially overlapping the bottom of the icon's bounding box.

# Risks and Related Projects Not Covered in the Proposed Plan




# Risks and Related Projects Not Covered in the Proposed Plan






# Risks and Related Projects Not Covered in the Proposed Plan



# Risks and Related Projects Not Covered in the Proposed Plan





# Categorization of Audit Types

# Categorization of Audit Types

