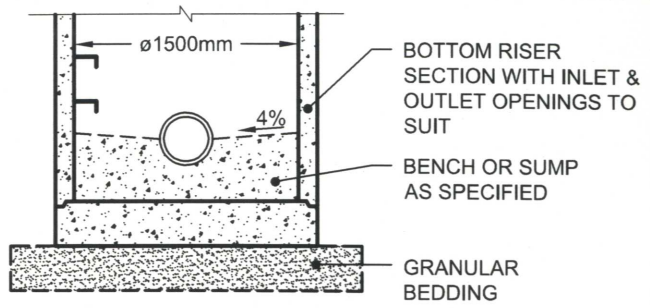
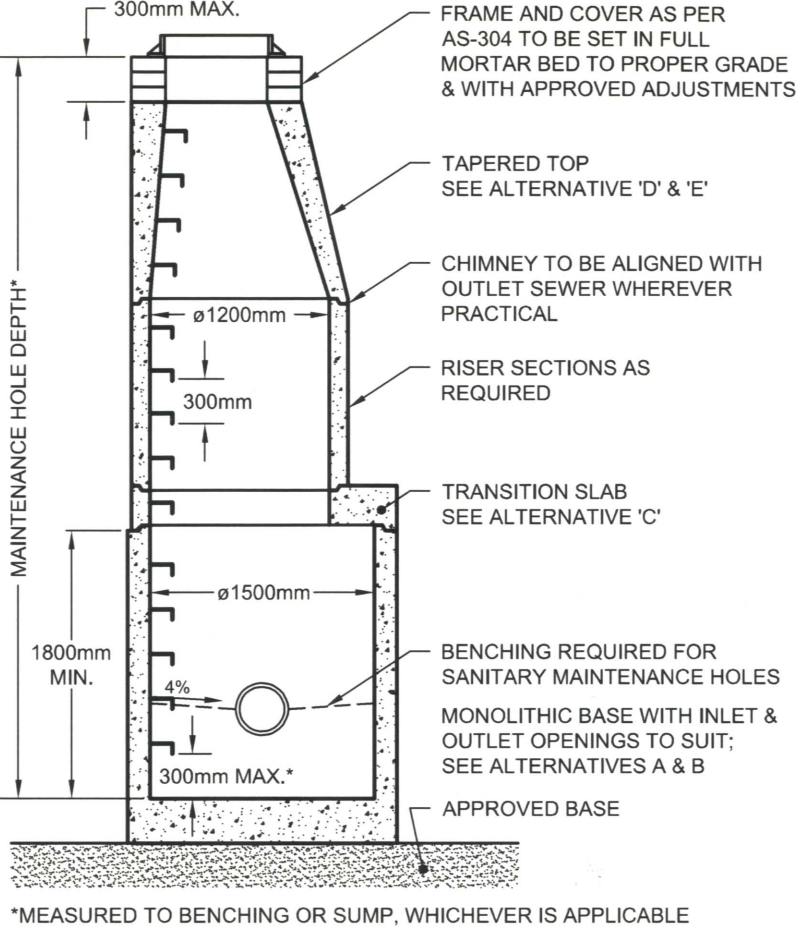
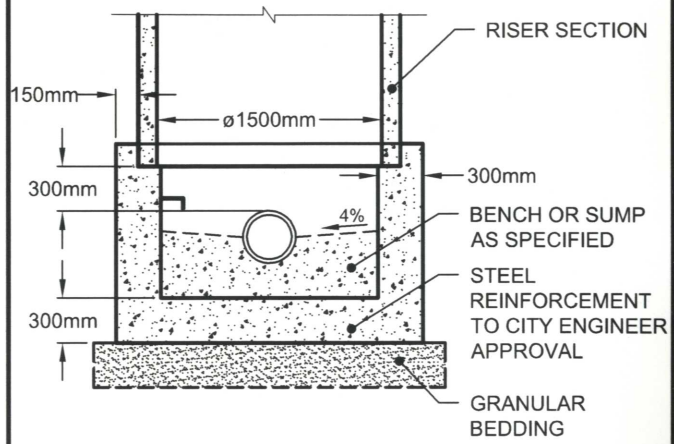


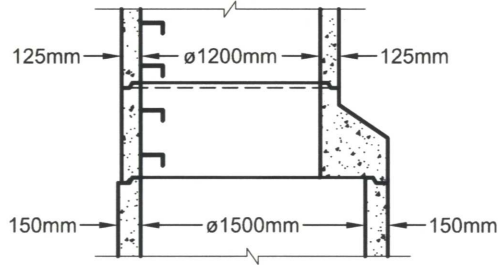
# ALTERNATIVES



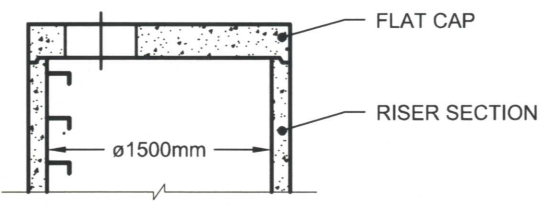
**A. PRECAST SLAB BASE**



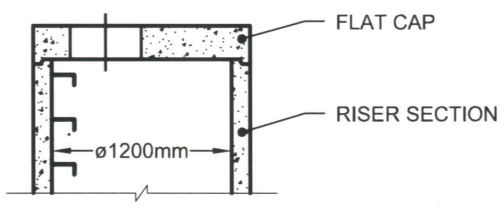
**B. CAST-IN-PLACE BASE**



**C. TAPERED TRANSITION SLAB**



**D. 1500mm PRECAST FLAT CAP**



**E. 1200mm PRECAST FLAT CAP**

**NOTES:**

1. THE SUMP IS MEASURED FROM THE LOWEST INVERT, FOR SUMP DETAIL SEE AS-314A.
2. COMPACTED GRANULAR 'A' BACKFILL SHALL BE PLACED TO A MINIMUM THICKNESS OF 300mm ALL AROUND THE MAINTENANCE HOLE.
3. PRECAST CONCRETE COMPONENTS SHALL BE ACCORDING TO OPSD 701 & 703 SERIES.
4. PIPE SUPPORT SHALL BE CLASS 'A' BEDDING TO FIRST PIPE JOINT BEYOND MANHOLE (RIGID PIPE) OR A FLEXIBLE JOINT WITHIN 900mm OF MANHOLE WALL (RIGID OR FLEXIBLE PIPE) WITH SEWER STONE BEDDING.
5. MAINTENANCE HOLE STEPS IN ACCORDANCE WITH AS-305.

CITY OF WINDSOR  
ENGINEERING DEPARTMENT

**PRECAST MAINTENANCE HOLE  
1500mm DIAMETER**

DRAWN BY: N.B.	DATE: MARCH, 2017
REVISED: -	CHECKED BY: P.U.
CHECKED BY: M.C.	PASSED BY: M.W.

*[Signature]*  
CITY ENGINEER

**AS-314B**